



- Two bedroom terraced house
- Period features
- Off road parking for two vehicles
- Two reception rooms
- En-suite to master
- Two double bedrooms
- First floor bathroom
- Double glazed windows

60 Crossing Road, Braintree, Essex. CM7 3PP.

Situated within easy reach of both the town centre and the A120, is this beautifully presented, character filled two double bedroom terraced house with off road parking for two vehicles. The property is presented to an excellent standard throughout, making this an ideal first time purchase or likewise a buy to let investment. The internal accommodation consists of two well appointed reception rooms with feature fireplaces, refitted kitchen, two double bedrooms with an En-suite shower room to the master, and a contemporary family bathroom.



Property Details.

Lounge



12' 0" x 9' 5" (3.66m x 2.87m) Double glazed entry door to front, smooth ceiling, double glazed window to front, radiator, television & telephone point, fireplace with surround

Dining Room



11' 0" x 11' 9" (3.35m x 3.58m) Smooth ceiling, radiator, double glazed window to rear, open fireplace with surround, stairs to first floor

Kitchen



12' 3" x 6' 8" (3.73m x 2.03m) Smooth ceiling, radiator, double glazed window to rear, matching wall & base units, worktops, sink with inset drainer, tiled splash back, integrated oven, hob with extractor over, double glazed door to side

First Floor Landing

Smooth ceiling, door to storage cupboard, loft access

Property Details.

Bedroom One



11' 9" x 9' 7" (3.58m x 2.92m) Smooth ceiling, radiator, double glazed window to front, door to shower room;

Bathroom



Smooth ceiling, heated chrome towel rail, double glazed window to rear, low level W/C, hand wash basin, panelled bath with shower attachment over, part tiled walls

En-suite



Smooth ceiling, radiator, low level W/C, hand wash basin, extractor fan, shower cubicle which is fully tiled, part tiled walls

Rear Garden



Mainly laid to lawn, patio area, outside tap, enclosed by panelled fencing, side access via a gate

Bedroom Two



12' 4" x 6' 9" (3.76m x 2.06m) Smooth ceiling, radiator, double glazed window to rear, door to airing cupboard

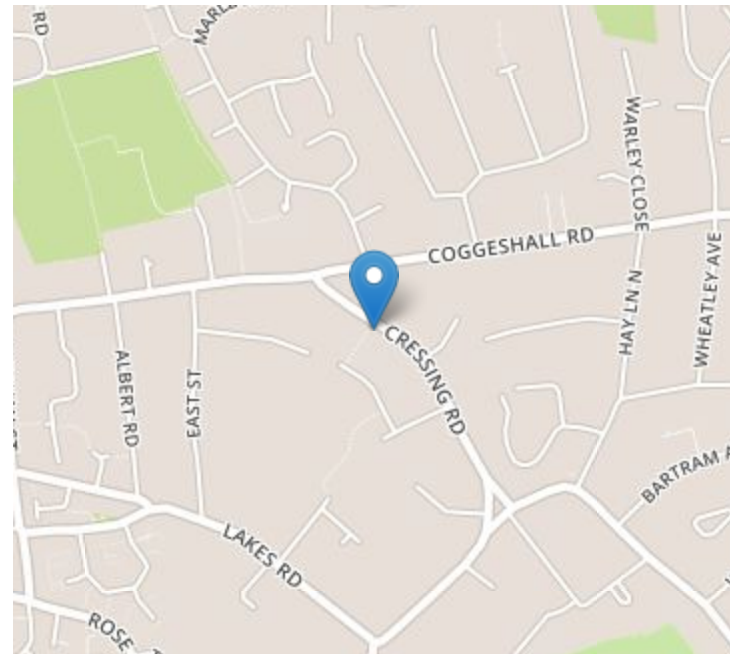
Frontage & Parking

Shingled driveway which provides off road parking

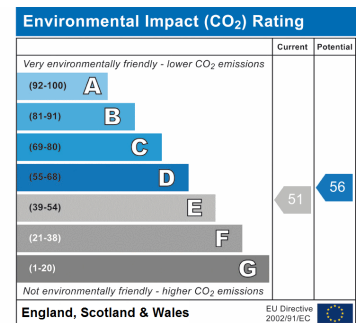
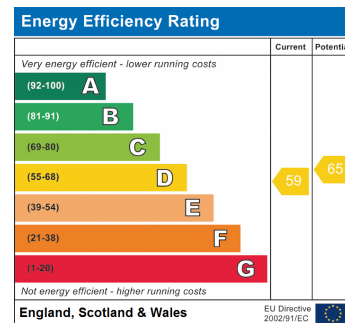
Property Details.

Floorplans

Location



Energy Ratings



We have not carried out a structural survey and the services, appliances and specific fittings have not been tested. All photographs, measurements, floor plans and distances referred to are given as a guide only and should not be relied upon for the purchase of carpets or any other fixtures or fittings. Gardens, roof terraces, balconies and communal gardens as well as tenure and lease details cannot have their accuracy guaranteed for intending purchasers. Lease details, service ground rent (where applicable) are given as a guide only and should be checked and confirmed by your solicitor prior to exchange of contracts.