



Lovegrove Drive is a quiet cul de sac located in a popular residential area close to a number of good schools such as Lynch Hill School and Burnham Grammar School. Public transport is provided via easy links to Burnham train station which provides a direct line into central London via the Elizabeth Line.


This home is the perfect first time purchase for anyone looking to get onto the property ladder. The apartment comprises of TWO double bedrooms, a modern family bathroom, spacious lounge and separate kitchen. This home also comes with resident parking which is provided via bays opposite the entrance.

A huge bonus with this property is that it is being sold with NO ONWARD CHAIN and is ready to move at your desired timescales.





Property Information



TWO BEDROOMS




0.5 MILES TO BURNHAM GRAMMAR SCHOOL



RESIDENTS PARKING



SOLD WITH NO ONWARD CHAIN




0.6 MILES TO BURNHAM TRAIN STATION (ELIZABETH LINE)



x2

Bedrooms



x1

Reception Rooms



x1

Bathrooms



x1

Parking Spaces



N

Garden



N

Garage

Transport Links

Nearest stations:

Burnham (0.6 miles)

Taplow (1.7 miles)

Slough (2.5 miles)

The M4 (jct 7) is approximately 2 miles distant, as is the M40 (jct 2) and these in turn provide access to the M25, M3 and Heathrow Airport. British Rail connections to Paddington are available from Burnham and Maidenhead. A direct train into London Waterloo is also available via Windsor & Eton Riverside station.

Lease Information

From information provided to us by the owners, we understand the lease information to be as below.

Current remaining lease length - 74 Years

Current annual service charge - £198.71

Current annual ground rent - zero

Schools

PRIMARY SCHOOLS:

Lynch Hill School Primary Academy

0.4 miles away State school

0.5 miles away State school

Our Lady of Peace Catholic Primary and Nursery School

0.6 miles away State school

Claycots School

0.8 miles away State school

St Peter's Church of England Primary School

1.0 miles away State school

SECONDARY SCHOOLS:

Burnham Grammar School

0.5 miles away State school

Haybrook College

0.4 miles away State school

Al-Madani Independent Grammar School

0.7 miles away Independent school


Beechwood School

1.0 miles away State school

Council Tax


Band C

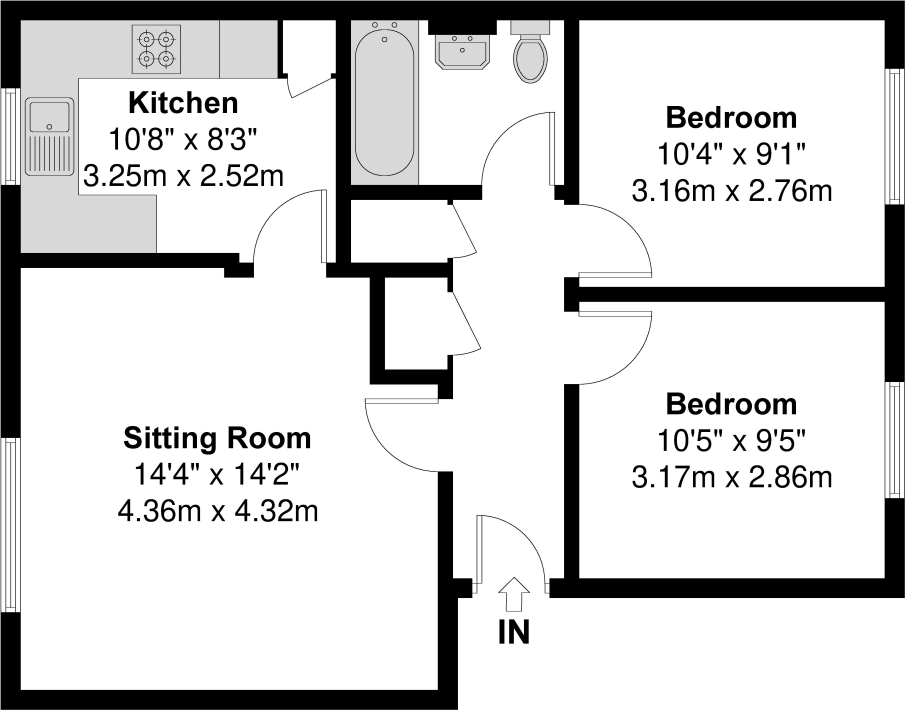
Floor Plan



Lovegrove Drive

Approximate Floor Area = 56.12 Square meters / 604.07 Square feet





First Floor

Illustration for identification purposes only, measurements are approximate, not to scale.

Prospective purchasers should be aware that these sales particulars are intended as a general guide only and room sizes should not be relied upon for carpets or furnishing. We have not carried out any form of survey nor have we tested any appliance or services, mechanical or electrical. All maps are supplied by Goview.co.uk from Ordnance Survey mapping. Care has been taken in the preparation of these sales particulars, which are thought to be materially correct, although their accuracy is not guaranteed and they do not form part of any contract.

