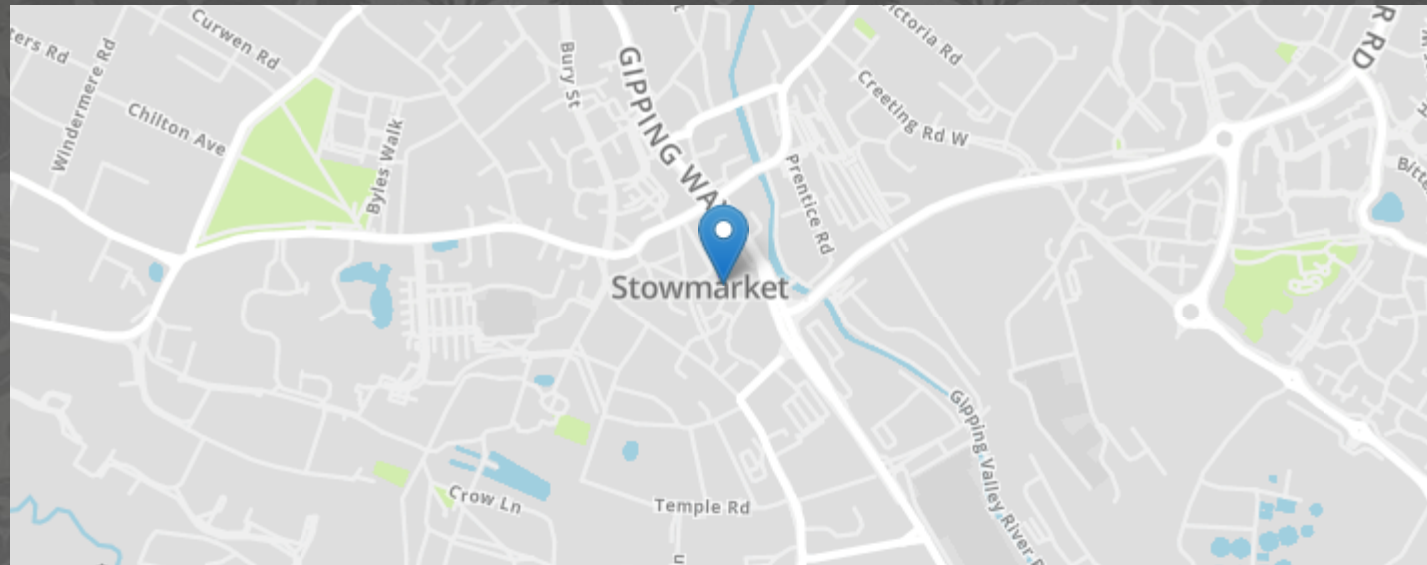


## Milton Road North, Stowmarket



- NO ONWARD CHAIN
- DRIVEWAY
- TOWN CENTRE LOCATION
- END OF TERRACE
- TWO RECEPTION AREAS
- TWO DOUBLE BEDROOMS

# MARKS & MANN

8 Needham Rd, Stowmarket, Suffolk, IP14 2AW.

01449 867 590

contactstowmarket@marksandmann.co.uk

Website [www.marksandmann.co.uk](http://www.marksandmann.co.uk)

# MARKS & MANN



## Milton Road North, Stowmarket

\*\*\*NO ONWARD CHAIN\*\*\*

Welcoming to market this spacious TWO DOUBLE BEDROOM end of terrace house, located within walking distance of Stowmarket town centre. This property has the benefit of having a private driveway for one car. The property has two separate reception areas, shower room, kitchen and two double bedrooms. The property would need updating but offers fantastic potential.

**£190,000 Offers in Excess of**



Milton Road North, Stowmarket

Kitchen

2.22m x 2.90m (7' 3" x 9' 6") The kitchen is fitted with floor and overhead units offering plenty of storage space, there is also space to add in a washing machine, fridge/freezer and dishwasher if desired.

Dining Room

11.2m x 12.7m (36' 9" x 41' 8") Spacious dining area with large under stair storage and sliding door.

Shower Room

1.80m x 1.6m (5' 11" x 5' 3") This well presented shower room has a single walk in shower, WC and wash basin. There is a heated towel rail and fitted storage cupboards.

Lounge

10.10m x 12.7m (33' 2" x 41' 8") Spacious living room with closed fireplace. There is a double glazed single door leading into the garden area. The room is filled with natural light and has fitted carpets.

Bedroom One

11.2m x 12.7m (36' 9" x 41' 8") A generous double bedroom with fitted carpets. The bedroom has a WC and wash basin in the corner that could potentially be used as a full en-suite pending approval if necessary. There is an airing cupboard which could offer storage space.

Bedroom Two

10.10m x 12.7m (33' 2" x 41' 8") A spacious double bedroom with room for storage.

Outside

The property has a gated driveway this leads to a gated entrance to the garden which is to the front and side of the house. There are two areas of artificial grass and a small wildlife area with shed. The garden is enclosed and has hedging to the front.

Important information

Tenure – Freehold.  
Services – we understand that mains gas, electricity, water and drainage are connected to the property.  
Council tax band - B  
EPC rating - TBC

Directions

Using a SatNav, please use IP14 1EX as the point of destination.

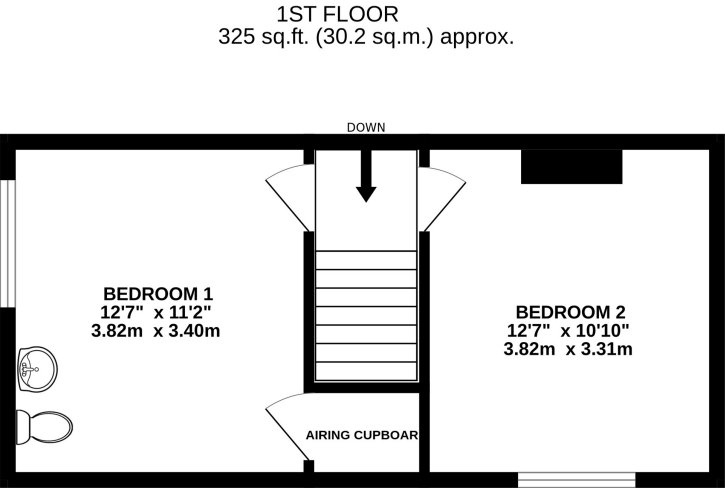
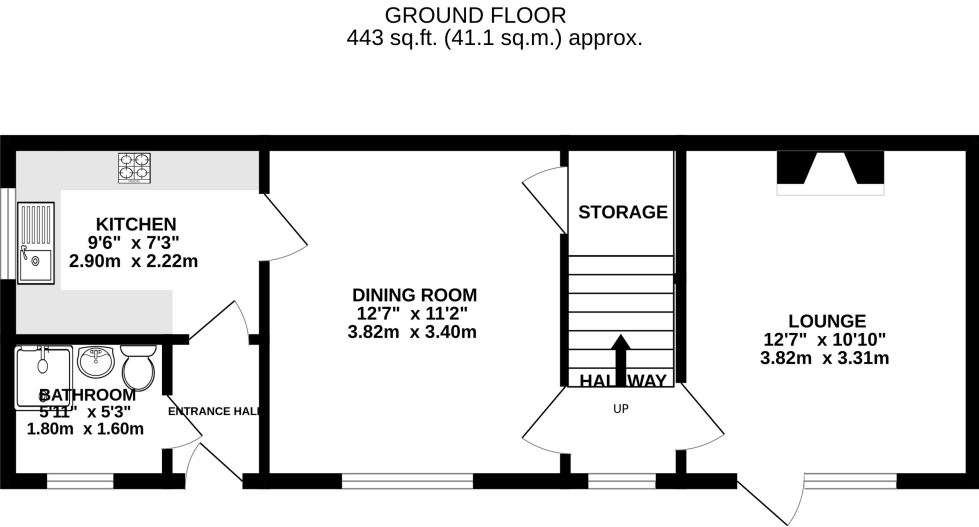
Disclaimer

In accordance with Consumer Protection from Unfair Trading Regulations, Marks and Mann Estate Agents have prepared these sales particulars as a general guide only. Reasonable endeavours have been made to ensure that the information given in these particulars is materially correct but any intending purchaser should satisfy themselves by inspection, searches, enquiries and survey as to the correctness of each statement. No statement in these particulars is to be relied upon as a statement or representation of fact. Any areas, measurements or distances are only approximate.

Anti Money Laundering Regulations

Intending purchasers will be asked to produce identification documentation at a later stage and we would ask for your co-operation in order that there will be no delay in agreeing the sale.

Milton Road North, Stowmarket



TOTAL FLOOR AREA : 768 sq.ft. (71.3 sq.m.) approx.  
Whilst every attempt has been made to ensure the accuracy of the floorplan contained here, measurements of doors, windows, rooms and any other items are approximate and no responsibility is taken for any error, omission or mis-statement. This plan is for illustrative purposes only and should be used as such by any prospective purchaser. The services, systems and appliances shown have not been tested and no guarantee as to their operability or efficiency can be given.  
Made with Metropix ©2024

The above floor plans are not to scale and are shown for indication purposes only.

