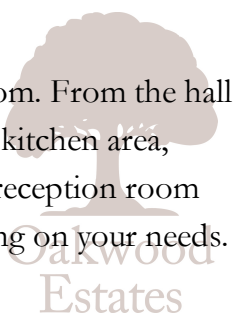












This beautifully modernised and extended detached residence offers a rare opportunity to enjoy contemporary living in one of Maidenhead's most well-connected locations. Positioned along the desirable Boyn Valley Road, the property is just a short walk from the town centre and Maidenhead station, offering swift access to London via the Elizabeth Line, as well as excellent road links to the M4, A404, and M40.

Set back from the road with a generous driveway for up to four vehicles, this stylish family home has been thoughtfully extended to the rear, creating an impressive living space that flows seamlessly from the kitchen through to the dining and lounge areas. The interior has been finished to a high standard throughout, blending modern design with comfortable, versatile spaces ideal for everyday living and entertaining.

The ground floor features a welcoming entrance hall leading into either second reception room. From the hall way you can enter into a large reception/ dining room then into a bright and spacious kitchen area, complete with integrated appliances and plenty of room for hosting. To the front, a third reception room offers excellent flexibility — perfect as a fourth bedroom, home office or playroom depending on your needs.



Property Information

-  DRIVEWAY PARKING FOR 4 CARS
-  MODERN & SPACIOUS THROUGHOUT
-  WALKING DISTANCE FROM CROSSRAIL (ELIZABETH LINE) AND TOWN CENTER
-  REAR PRIVATE GARDEN WITH DECKING
-  4 BEDROOMS
-  EXTENDED TO REAR
-  CLOSE TO GOOD AND OUTSTANDING SCHOOLS
-  DETACHED


x4
Bedrooms


x2
Reception Rooms


x1
Bathrooms


x4
Parking Spaces


Y
Garden


N
Garage

Location

The property is ideally located for the commuter, being only 1 mile from Maidenhead Train Station which forms part of Crossrail and a short distance to the A404 providing access to the M4 and M40. Maidenhead is a large town in the Royal Borough of Windsor and Maidenhead offering a good range of well known High Street retailers, complimented by a wide variety of independent and specialist stores. The town is currently under regeneration with a new shopping experience in development along with the addition of many new bars and restaurants. The property also enjoys a good range of local shopping including a Sainsburys Local and pharmacy just a stones throw from the property.

Floor Plan

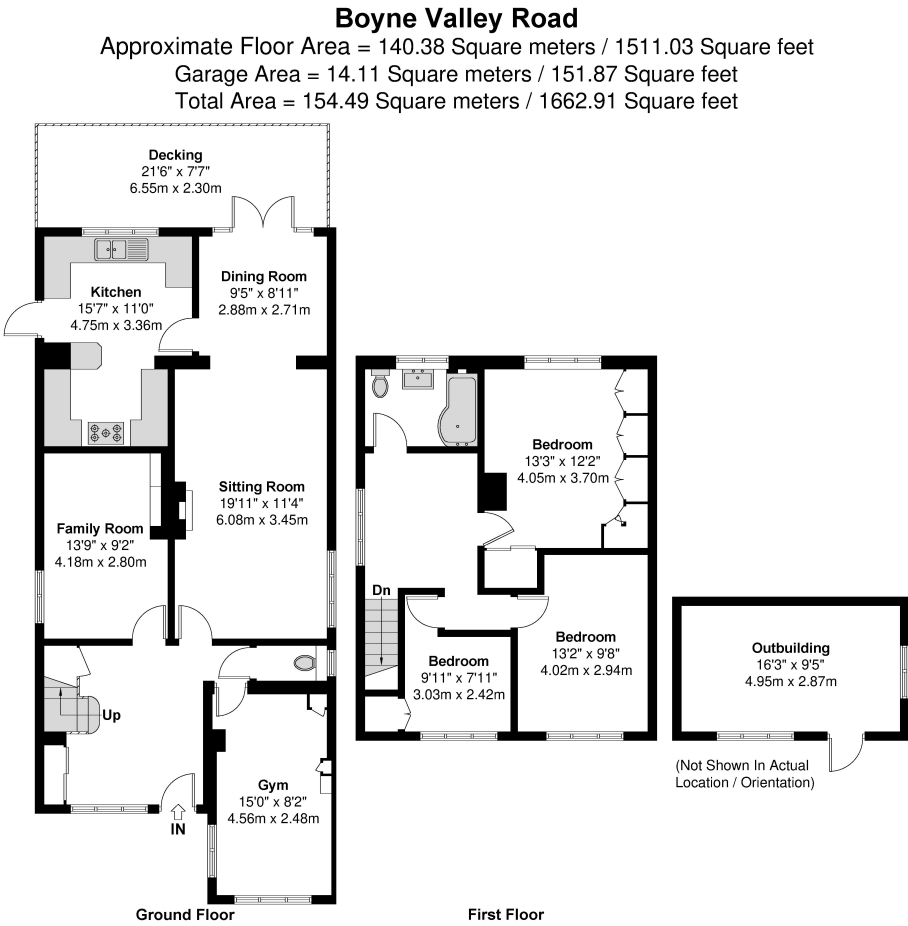


Illustration for identification purposes only, measurements are approximate, not to scale.

Prospective purchasers should be aware that these sales particulars are intended as a general guide only and room sizes should not be relied upon for carpets or furnishing. We have not carried out any form of survey nor have we tested any appliance or services, mechanical or electrical. All maps are supplied by Goview.co.uk from Ordnance Survey mapping. Care has been taken in the preparation of these sales particulars, which are thought to be materially correct, although their accuracy is not guaranteed and they do not form part of any contract.

