



Park Road, ILFORD

NO ONWARD CHAIN!! This large, extended, three bedroom terraced house would ideally suit a larger family, first time buyers or investors. Benefits include double glazing, gas central heating, three receptions, two bathrooms, lounge diner open plan to kitchen and off street parking. Perfectly located for major bus routes to Ilford town centre and mainline station with its Elizabeth Line transport links. This property is priced to sell so please call our sales team for your appointment to view.

Offers Over £575,000

- NO ONWARD CHAIN
- THREE BEDROOMS
- PREVIOUSLY TWO FLATS
- FREEHOLD
- COUNCIL TAX BANDS B/C
- EPC - D

GROUND FLOOR

ENTRANCE

Via double glazed opaque front door with coloured leaded fanlight leading to hallway.

HALLWAY

Laminate flooring.

RECEPTION ONE

14' 1" x 15' 1" (4.29m x 4.60m)

Double glazed bay window to front, laminate flooring, radiator, power points.



LOUNGE/DINER

12' 1" x 20' 3" (3.68m x 6.17m)

Laminate flooring, radiator, power points, open to kitchen.



KITCHEN

9' 8" x 11' 10" (2.95m x 3.61m)

Skylight, laminate flooring, range of eye and base units with rolled edge worktops, electric oven, gas hob, extractor hood, stainless steel sink with single drainer and mixer tap, plumbing for washing machine, halogen spotlights to ceiling, double glazed opaque door to garden.



RECEPTION TWO

7' 7" x 9' 3" (2.31m x 2.82m)

Laminate flooring, radiator, power points.



RECEPTION THREE

9' 3" x 10' 1" (2.82m x 3.07m)

Double glazed picture and casement window to rear, laminate flooring, radiator, power points.



GROUND FLOOR BATHROOM/WC

Double glazed opaque picture and casement window to rear, tiled floor and walls, chrome towel radiator, panelled bath with mixer tap, close coupled WC, pedestal basin with mixer tap, extractor fan.

FIRST FLOOR

LANDING

Open balustrade staircase, access to loft.

BEDROOM ONE

11' 1" x 14' 9" (3.38m x 4.50m)

Double glazed bay window to front, laminate flooring, double radiator, power points.



BEDROOM TWO

11' 3" x 12' 6" (3.43m x 3.81m)

Double glazed picture and casement window to rear, further double glazed casement window to rear, laminate flooring, double radiator, power points.



BEDROOM THREE

8' 3" x 8' 10" (2.51m x 2.69m)

Double glazed picture and casement window to front, laminate flooring, radiator, power points.



FIRST FLOOR BATHROOM/WC

8' 3" x 8' 7" (2.51m x 2.62m)

Double glazed opaque picture and casement window to rear, tiled floor and walls, chrome towel radiator, panelled bath with mixer tap and shower attachment, close coupled WC, pedestal basin with mixer tap, plumbing for washing machine, wall mounted boiler.



EXTERIOR

FRONT GARDEN

Providing off street parking.

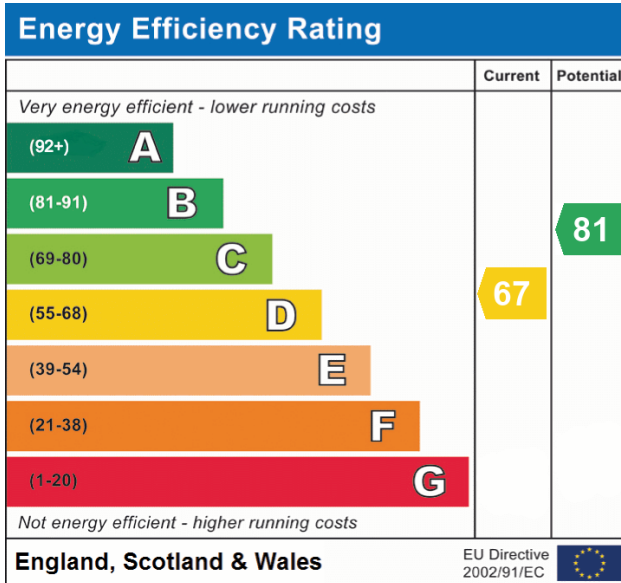
REAR GARDEN

Patio area, remainder to lawn.



AGENTS NOTE

Our established contacts mean that we are able to recommend professional local conveyancers to buyers. If we do, we may receive a referral fee of up to £300 from the company we recommend.



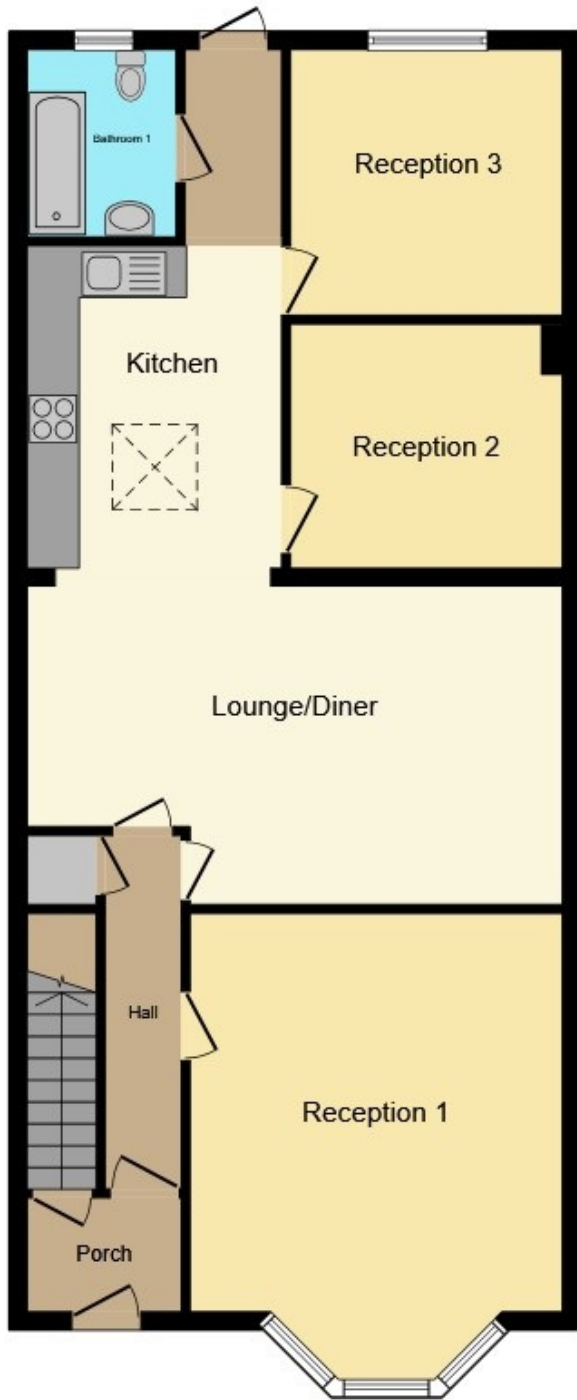
What's Next?

If you would like to view or make an offer please contact Payne & Co on 020 8518 3000

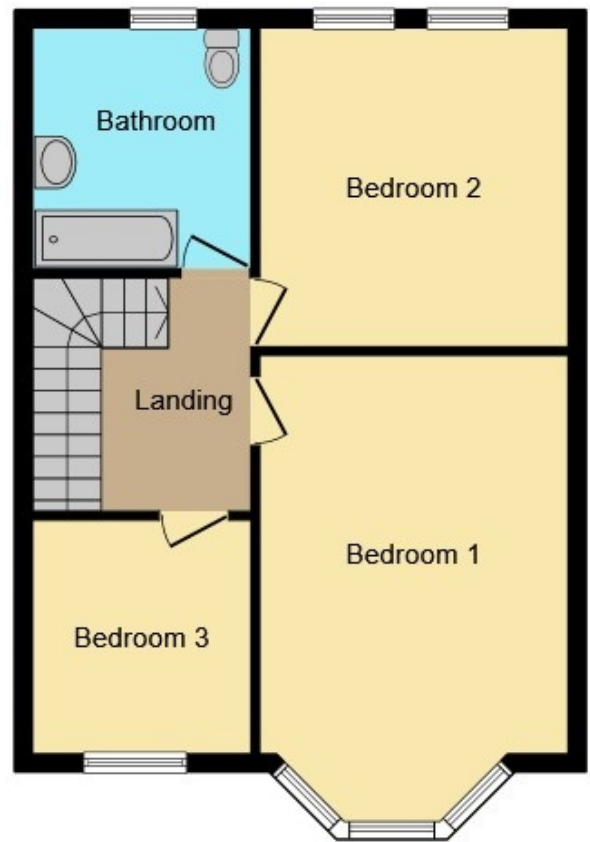
Disclaimer

Misrepresentations Act 1967: These details are prepared as a general guide only and should not be relied upon as a basis to enter a legal contract or to commit expenditure. Any interested party should rely solely on their own surveyor, solicitor or other professionals before committing themselves to any expenditure or other legal commitments. If any interested party wishes to rely on any information from the agent, then a request should be made and specific written confirmation can be provided. The agent will not be responsible for any verbal statement made by any member of staff, as only a specific written confirmation should be relied upon. The agent will not be responsible for any loss other than when specific written confirmation has been requested. The sales particulars may change in the course of time and any interested party is advised to make a final inspection of the property prior to exchange of contracts.

Property Misdescriptions Act 1991: The agent has not tested any apparatus, equipment, fixture, fittings or services and does not verify they are in working order, fit for their purpose, or within ownership of the sellers, therefore the buyer must assume the information given is incorrect. Neither has the agent checked the legal documentation to verify legal status of the property. A buyer must assume the information is incorrect until it has been verified by their own solicitors. Nothing concerning the type of construction, condition of the structure or its surroundings is to be implied from the photograph, artists impression or plans of the property.



Ground Floor



First Floor

This floor plan is for illustrative purposes only. It is not drawn to scale. Any measurements, floor areas (including any total floor area), openings and orientations are approximate. No details are guaranteed, they cannot be relied upon for any purpose and do not form any part of any agreement. No liability is taken for any error, omission or misstatement. A party must rely upon its own inspection(s). Powered by www.Propertybox.io

PAYNE & Co