



- Chain Free Sale
- Detached Chalet
- Beautiful Gardens
- Garage and Parking
- Three Bedrooms
- Spacious Kitchen/Diner

25 Tower Road, Wivenhoe, Colchester, Essex. CO7 9QF.

A beautifully presented and well maintained home in this sought after position within the waterfront town of Wivenhoe. Sitting in a good plot with wonderful garden and ample outside space with plenty of parking and detached garage. Inside comprises of flexible accommodation to include an L shaped living room, kitchen/diner, bedroom, modern shower room on the first floor there are two bedrooms and cloakroom. Offered chain free.



Property Details.

Ground Floor

Entrance Hall

With stairs rising to first floor, radiator and doors to.

Living Room



21' 1" x 17' 6" (6.43m x 5.33m) An L shaped room with three windows to side, window to front, fireplace, radiator, TV point, fireplace.

Kitchen/Diner



21' 1" x 12' 7" (6.43m x 3.84m) Two windows to rear, door to garden, two radiators, two doors to hall, sliding doors to separate if required, a range of fitted units and drawers with worktops over, inset sink and drainer, space for cooker, washing machine and fridge, matching eye level units, tiled splashbacks.

Bedroom



12' 0" x 9' 0" (3.66m x 2.74m) Window to side, radiator, fitted cupboard.

Shower Room



A newly refitted room with obscure window to side, tiled floor, heated towel rail, large shower, vanity wash hand basin and WC.

Property Details.

First Floor

Bedroom



15' 1" x 12' 8" (4.60m x 3.86m) Windows to both sides, a full range of fitted bedroom furniture, radiator.

Bedroom



15' 2" x 7' 10" (4.62m x 2.39m) Windows to both sides, radiator, door to loft storage spaces.

Cloakroom



Obscure window to side, close couple WC, vanity WC, tiled walls.

Outside

Garage and Parking

19' 5" x 9' 5" (5.92m x 2.87m) Garage door to front, windows to side and rear, power and light connected. Ample parking to front and side of house.

Garden



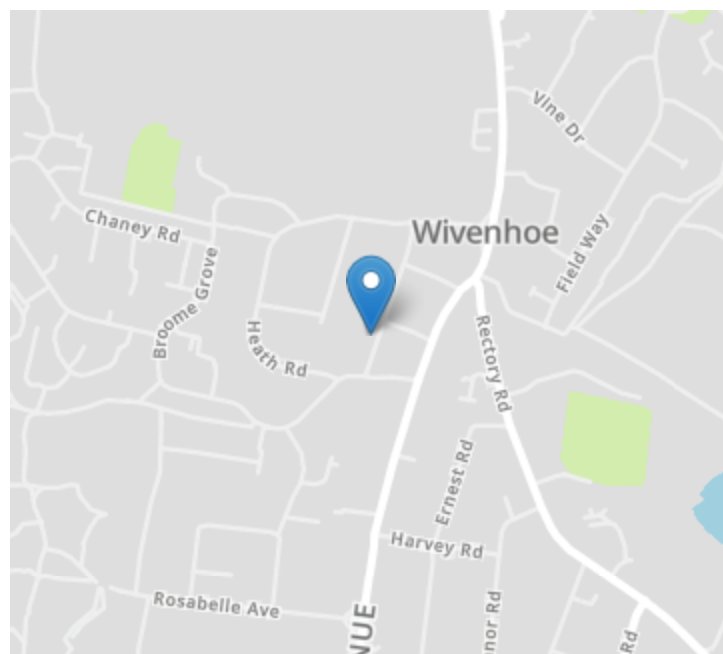
All enclosed, mainly laid to lawn with various shrubs and plants, patio area, gated side access, garden sheds.

Property Details.

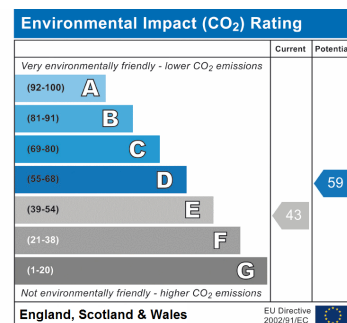
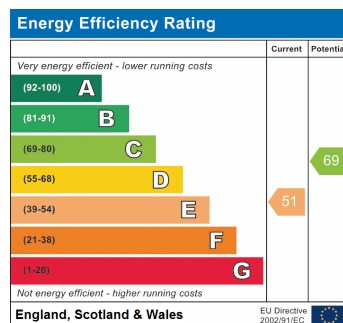
Floorplans



Location



Energy Ratings



We have not carried out a structural survey and the services, appliances and specific fittings have not been tested. All photographs, measurements, floor plans and distances referred to are given as a guide only and should not be relied upon for the purchase of carpets or any other fixtures or fittings. Gardens, roof terraces, balconies and communal gardens as well as tenure and lease details cannot have their accuracy guaranteed for intending purchasers. Lease details, service ground rent (where applicable) are given as a guide only and should be checked and confirmed by your solicitor prior to exchange of contracts.