



- Walking Distance To Castle Park, Mainline Station & City Centre
- Allocated Parking, Communal Gym & Gardens
- Onsite Gymnasium
- En Suite To Master Bedroom & Separate Bathroom Suite
- First Floor Balcony From The Living Room
- Three Generous Bedrooms
- Suitable For A First Time Buyer Or Working Professional
- Well Presented 3 Bedroom Duplex Apartment

116 Rotary Way, Colchester, Colchester, Essex. CO3 3LG.

A modern three bedroom duplex first floor apartment, forming part of this superb modern development, set within striking distance of the City Centre and North Station. The property is presented to the market in exceptional order throughout and makes the ideal purchase for investors and working professionals alike. Internally the generous accommodation comprises of a fabulous open plan living space with a modern fitted kitchen, and access leading out to a large balcony. Also to the second floor provides two generous bedrooms and a family bathroom suite. To the ground floor features a generous master bedroom and en suite. Outside the property benefits from allocated parking and a residents gymnasium. Viewing highly recommended. The property is situated just off Westway, built on the banks of the river Colne, ideally situated within walking distance of Colchester City centre, Castle Park and mainline station.



Property Details.

First Floor

Hallway

Main entrance door into hallway, electric radiator, understairs storage, door to:

Master Bedroom



17' 7" x 13' 1" (5.36m x 3.99m) Into Alcove - Window to rear aspect, electric radiator, door to:

En Suite



Low level W.C, vanity wash basin, chrome heated towel rail, shower cubicle.

Second Floor

Landing

Access to loft hatch, door to:

Living Room/Kitchen



17' 7" x 13' 4" (5.36m x 4.06m) Window to front and side aspect, range of base and eye units, cupboards and work surfaces, stainless steel sink/drainage, electric fan assisted oven with induction hob, space for washing machine, wood flooring, door leading out to balcony.

Property Details.

Bedroom Two



11' 2" x 8' 0" (3.40m x 2.44m) Window to side and rear aspect, electric radiator.

Bathroom



7' 4" x 5' 9" (2.24m x 1.75m) Low level W.C, vanity wash basin, chrome heated towel rail, panelled bath with shower attached.

Bedroom Three



13' 2" x 6' 3" (4.01m x 1.91m) Window to rear aspect, electric radiator.

Outside



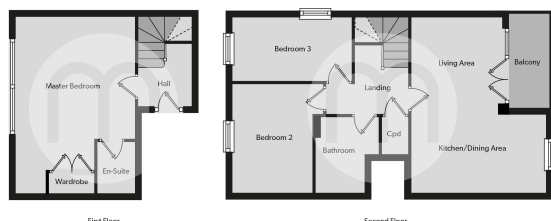
Outside the property benefits from allocated parking and a residents gymnasium. Viewing highly recommended.

Agents Notes & Lease Information

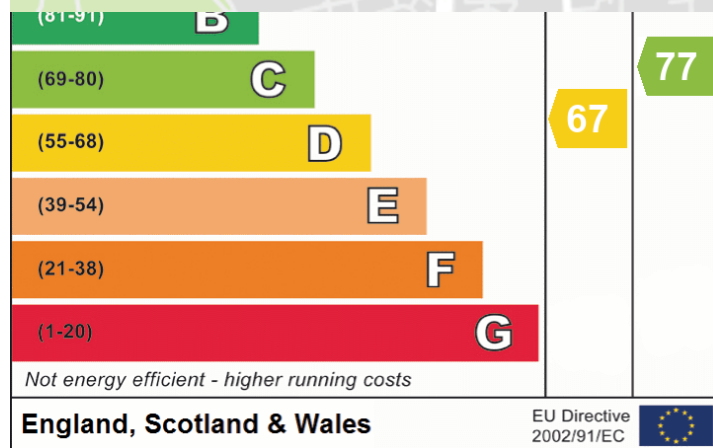
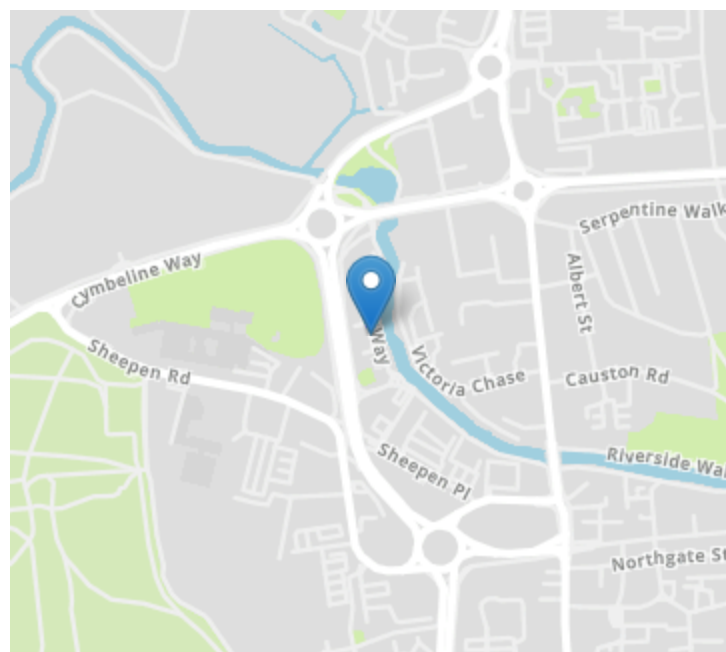
We have been advised by the seller that there is 135 years remaining on the lease, with a service charge of £2820 per annum and a ground rent charge of £132.00 per annum. We do however advise that all buyers are to clarify this information with their chosen solicitor.

Property Details.

Floorplans



Location



We have not carried out a structural survey and the services, appliances and specific fittings have not been tested. All photographs, measurements, floor plans and distances referred to are given as a guide only and should not be relied upon for the purchase of carpets or any other fixtures or fittings. Gardens, roof terraces, balconies and communal gardens as well as tenure and lease details cannot have their accuracy guaranteed for intending purchasers. Lease details, service ground rent (where applicable) are given as a guide only and should be checked and confirmed by your solicitor prior to exchange of contracts.