



Benslow Lane

Hitchin,
Hertfordshire, SG4 9RE
Guide Price £550,000

country
properties

Located in one of the most highly regarded roads in Hitchin is this wonderful two bedroom end of terraced home. The property resides within walking distance to the train station, town centre and local amenities and is set in the SG4 9 postcode area.

The accommodation is set over three floors. On the ground floor is the kitchen/diner which offers a range of fitted units and appliances and has access and views over the rear garden. There is an internal hallway and cloakroom. The first floor houses the entrance hall, generous living room and second reception room/dining room. The second floor offers two bedrooms, each benefitting from double windows and the main offering multiple wardrobes and storage. This floor is then finished off with a three piece family bathroom suite.

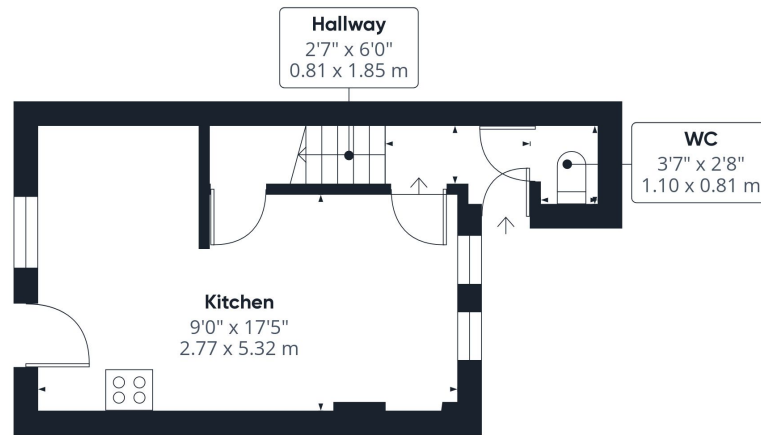
Outside to the front is a driveway and carport providing off road parking. There is access down the side of the property to the rear garden. To the rear is an enclosed garden with patio area, lawn and raised beds. The garden offer mature planting and trees and a lovely seating area with pagoda at the bottom.

Hitchin is a charming medieval market town and has many fine Tudor and Georgian buildings, particularly around the market square. Near to the market square stands the large medieval parish church of St Mary. The town provides good shopping as well as a swimming pool, football team, two theatres, a wide variety of restaurants and pubs and highly regarded girls and boys schools. There is also a mainline railway station providing direct access to Kings Cross and Cambridge.

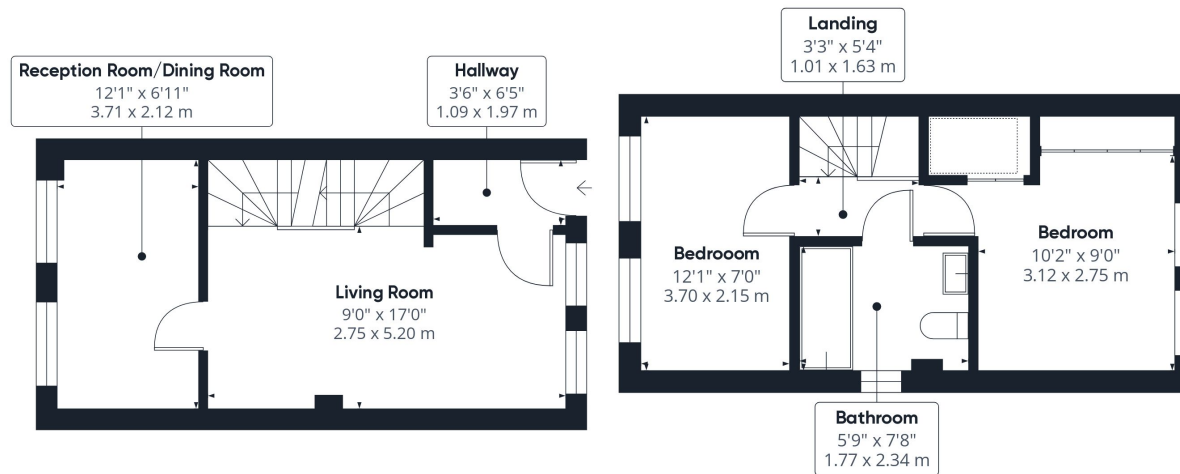
- Two bedroom home with additional reception room/dining room
- Generous kitchen/diner with fitted appliances
- First floor living room offering ample space
- Superb location with access to local amenities
- Wonderful SG4 9 postcode area close to local schools
- 0.4 miles, 8 min walk to Hitchin train station (as per Google Maps)
- 0.4 miles, 8 min walk to Hitchin town centre (as per Google Maps)
- NO ONWARD CHAIN







Floor 0



Floor 1

Floor 2

Approximate total area⁽¹⁾

747.76 ft²

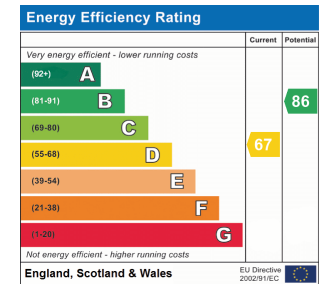
69.47 m²

(1) Excluding balconies and terraces

While every attempt has been made to ensure accuracy, all measurements are approximate, not to scale. This floor plan is for illustrative purposes only.

Calculations are based on RICS IPMS 3C standard.

GIRAFFE360



All measurements are approximate and quoted in metric with imperial equivalents and for general guidance only and whilst every attempt has been made to ensure accuracy, they must not be relied on. The fixtures, fittings and appliances referred to have not been tested and therefore no guarantee can be given and that they are in working order. Internal photographs are reproduced for general information and it must not be inferred that any item shown is included with the property. For a free valuation, contact the numbers listed on the brochure.

Viewing by appointment only

Country Properties | 6, Brand Street | SG5 1HX

T: 01462 452951 | E: hitchin@country-properties.co.uk

www.country-properties.co.uk

country
properties