



- Three bedroom semi detached house
- Three bedroom detached annex
- Versatile accommodation
- Sought after village location
- Short distance to Crossing train station
- Off road parking for multiple vehicles
- Character features
- Gated driveway
- Two En-suites

Lightfoots, Tye Green, Braintree, Essex. CM77 8HU.

** Guide Price £500,000 - £525,000 ** An excellent opportunity has arisen for a purchaser to acquire this rather unique three bedroom semi detached house dating back to the 1850's, which also comes with a three bedroom detached annex built in 2017. The property itself is nicely set back from the road, occupying a fabulous position overlooking open fields to the rear and a gated driveway to the front, which offers off road parking for multiple vehicles. The accommodation for the main house comprises of a grand entrance hall with exposed beams and an original fireplace, a spacious living room, an extended kitchen / diner, three double bedrooms with an En-suite to the master and a family bathroom.



Property Details.

THE MAIN HOUSE

Entrance Hall

Double glazed window to front, stairs to first floor, radiator, understairs storage cupboard, feature stained glass internal windows, Inglenook fireplace, carpet to floor and ceiling with exposed beams. Doors to lounge and kitchen

Lounge



19' 1" x 12' 1" (5.82m x 3.68m) Double glazed window to side and rear aspects, open fire place, radiator, carpeted flooring, ceiling with exposed beams

Kitchen



16' 11" x 14' 11" (5.16m x 4.55m MAX) * L Shaped Room * Double glazed window to side aspect with lantern roof, a series of matching wall and base units with edged work surfaces and tiled splashbacks, bowl sink and drainer with central mixer tap, built-in oven, electric hob, space for fridge/freezer, dishwasher, washing machine, tumble dryer, wall-mounted boiler, radiator, tiled flooring and smooth ceiling, door to side.

Bedroom One



12' 1" x 10' 0" (3.68m x 3.05m) Double glazed window to rear aspect, radiator, carpeted flooring and smooth ceiling

En-Suite

Double glazed opaque window to rear aspect, fully tiled, panelled bath, inset wash hand basin, low level WC, heated towel rail, tiled flooring and smooth ceiling

Bedroom Two

12' 1" x 10' 1" (3.68m x 3.07m) Double glazed windows to side and rear aspects, built-in wardrobe, radiator, carpeted flooring and ceiling with exposed beams

Bedroom Three

12' 1" x 7' 0" (3.68m x 2.13m) Double glazed windows to front and rear aspects, radiator, carpeted flooring and ceiling with exposed beams

Bathroom

Double glazed opaque windows to front and side aspects, panelled bath with shower attachment, low level WC, pedestal wash hand basin, heated towel rail, carpeted flooring and ceiling with exposed beams

ANNEX

Lounge / Diner

Property Details.

Kitchen



12' 0" x 7' 1" (3.66m x 2.16m) Double glazed window to front aspect, partly tiled walls, matching wall and base units with edged work surfaces, double oven, electric hob with extractor over, bowl sink and drainer with central mixer tap and waste disposal, space for fridge/freezer and dishwasher

Utility

Edged work surfaces, space for washing machine and tumble dryer, wall mounted boiler, quick step vinyl flooring, door to bathroom

Bathroom

Double glazed window to front, P-shaped bath with shower over, vanity wash hand basin, low level WC, quick step vinyl flooring and smooth ceiling

Bedroom Two

12' 1" x 10' 1" (3.68m x 3.07m) Double glazed window to rear, carpeted flooring, radiator, smooth ceiling

Bedroom Three

12' 1" x 10' 1" (3.68m x 3.07m) Double glazed window to side, radiator, carpeted flooring. smooth ceiling

Bedroom One



15' 1" x 11' 1" (4.60m x 3.38m) Double glazed window to rear aspect, radiator, carpeted flooring and vaulted ceiling, door to en-suite;

En-suite

Double glazed window to front aspect, P-shaped bath with shower over, low level WC, pedestal wash hand basin, quick step vinyl flooring and smooth ceiling

OUTSIDE

Frontage & Parking

Electric wooden gates fitted with intercom systems for both properties, large workshop/storage shed. Driveway parking for several vehicles

Rear Garden

Hardstanding patio area enclosed by a fence, gated access to rear fields

Property Details.

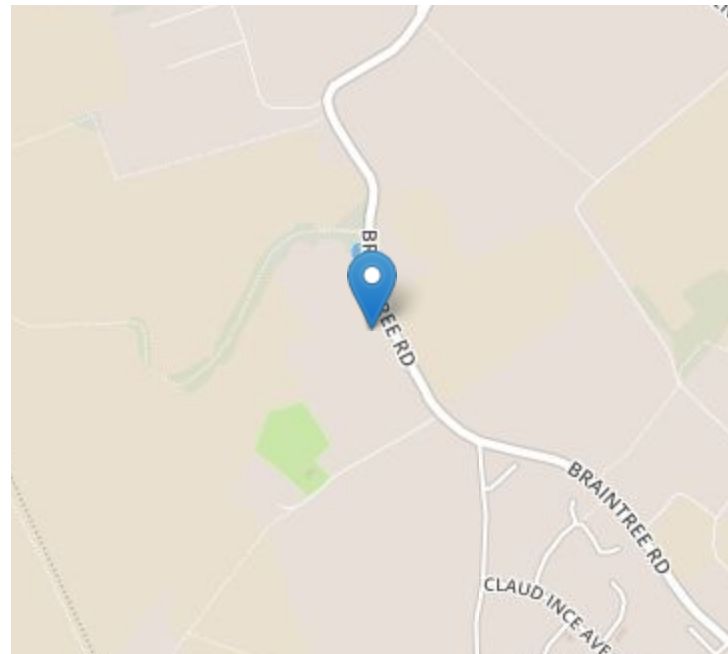
Floorplans



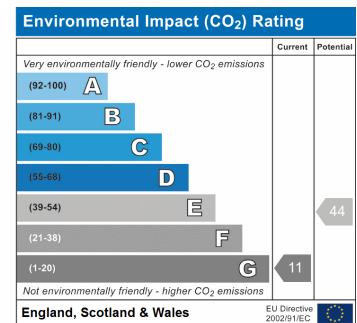
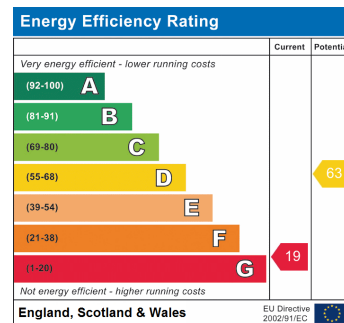
This plan is for illustration purposes only and may not be representative of the property. Plan not to scale.

Powered by audioagent.com

Location



Energy Ratings



We have not carried out a structural survey and the services, appliances and specific fittings have not been tested. All photographs, measurements, floor plans and distances referred to are given as a guide only and should not be relied upon for the purchase of carpets or any other fixtures or fittings. Gardens, roof terraces, balconies and communal gardens as well as tenure and lease details cannot have their accuracy guaranteed for intending purchasers. Lease details, service ground rent (where applicable) are given as a guide only and should be checked and confirmed by your solicitor prior to exchange of contracts.