

Ashdown, 1 Chine Crescent Road,
Bournemouth BH2 5LJ

OIEO £300,000





Property Summary

An immaculately presented first floor apartment with sizeable accommodation and a highly sought after address, moments from the blue flag beach at Durley Chine and the amenities of both Westbourne and Bournemouth.



Key Features

- Entrance hallway
- Spacious living/dining room
- Modern fitted kitchen
- Two double bedrooms
- Bathroom with double shower
- Private enclosed balcony
- Communal gardens and sun terrace
- Secure underground parking
- Close to Durley Chine beach



About the Property

On entering the property there is a welcoming hallway with useful built in storage.

The living/dining room is a superb size, and this allows for a flexible arrangement of furniture. Doors open from the living/dining room to a large private balcony which can be enclosed for year-round enjoyment.

A courtesy door opens from the living/dining room to a modern fitted kitchen. The kitchen is comprehensively fitted with a range of modern units and there are both integrated appliances and space for further free-standing appliances.

Both of the bedrooms are generous doubles with large built-in wardrobes. They are served by a bathroom that benefits from a double shower unit.

Throughout the property there is a sense of space and light and this is further enhanced by recent redecoration in neutral tones and new carpeting.

Outside there are well tended communal grounds, a large resident's sun terrace and secure underground parking.

Ashdown is a well-maintained development and has enjoyed many improvements over recent years.

Tenure: Share of freehold

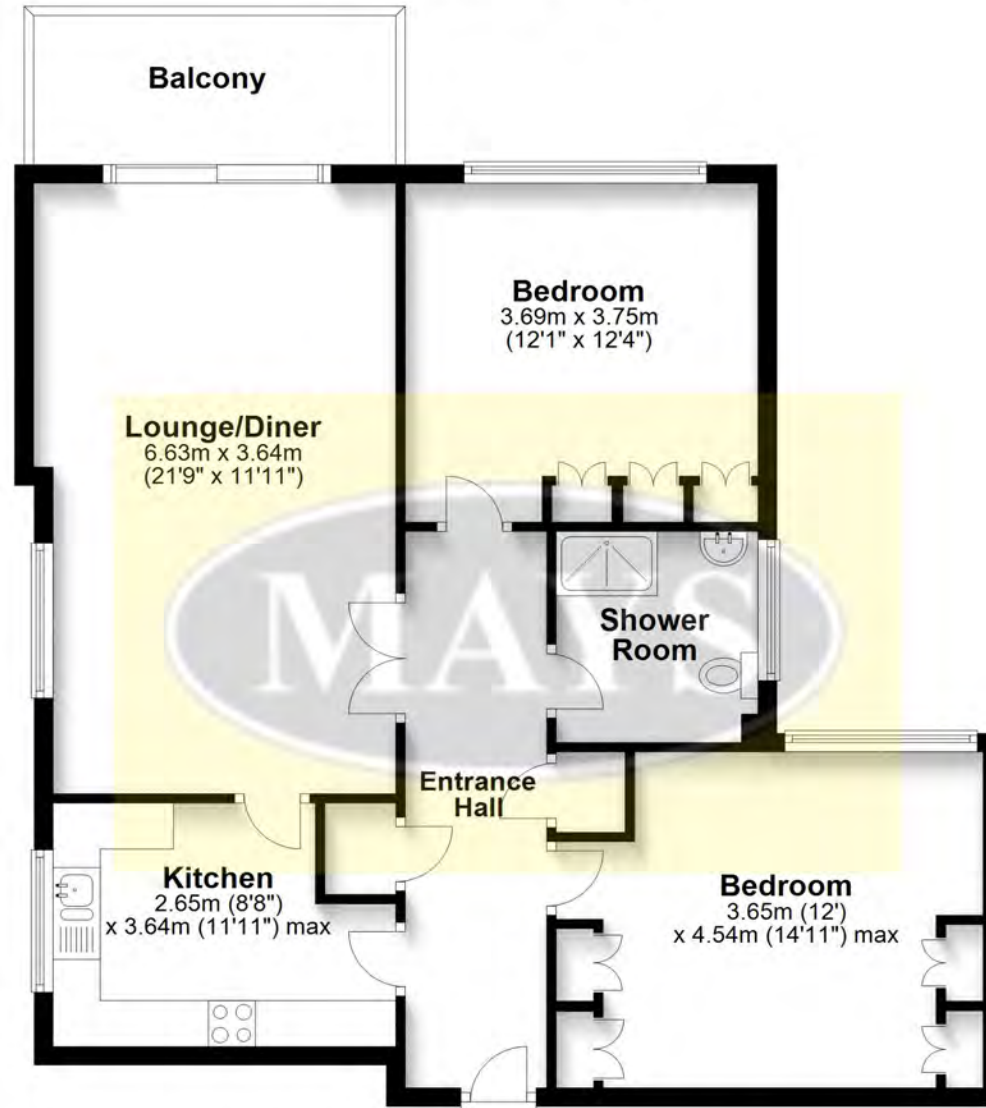
Service Charge: Approximately £2,900 per annum

Council Tax Band : C

Further details: No holiday lets are permitted. Pets are considered on licence.

First Floor

Main area: approx. 81.4 sq. metres (875.8 sq. feet)
Plus balconies, approx. 6.6 sq. metres (71.3 sq. feet)



Main area: Approx. 81.4 sq. metres (875.8 sq. feet)

Plus balconies, approx. 6.6 sq. metres (71.3 sq. feet)

Bournemouth Energy Floor Plans are provided for illustration/identification purposes only. Not drawn to scale, unless stated and accept no responsibility for any error, omission or mis-statement. Dimensions shown are to the nearest 7.5 cm / 3 inches. Total approx area shown on the plan may include any external terraces, balconies and other external areas. To find out more about Bournemouth Energy please visit www.bournemouthenergy.co.uk (Tel: 01202 556006)
Plan produced using PlanUp.



About the Location

Bournemouth's miles of sandy beaches is at your fingertips, offering sunny days at the beach or a winter walk along the promenade. Also a stone throw away is Bournemouth Town Centre with its parade of shops, perfect for some retail therapy, multiple restaurants for fantastic dining, and Bournemouth's new BH2 complex. Access to the rest of the UK for a short break away is easy with Bournemouth Train Station only 2 miles away with regular routes across the South West covering Reading, Plymouth, Portsmouth and London Waterloo.

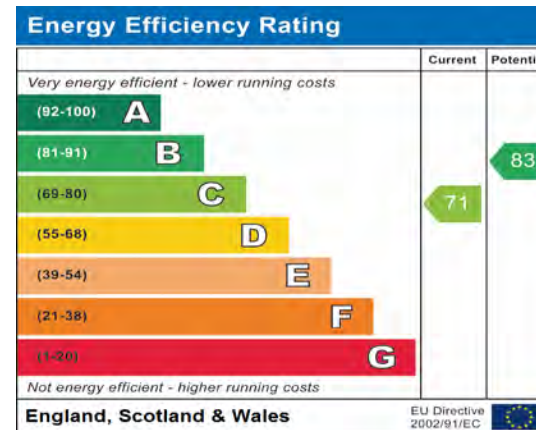
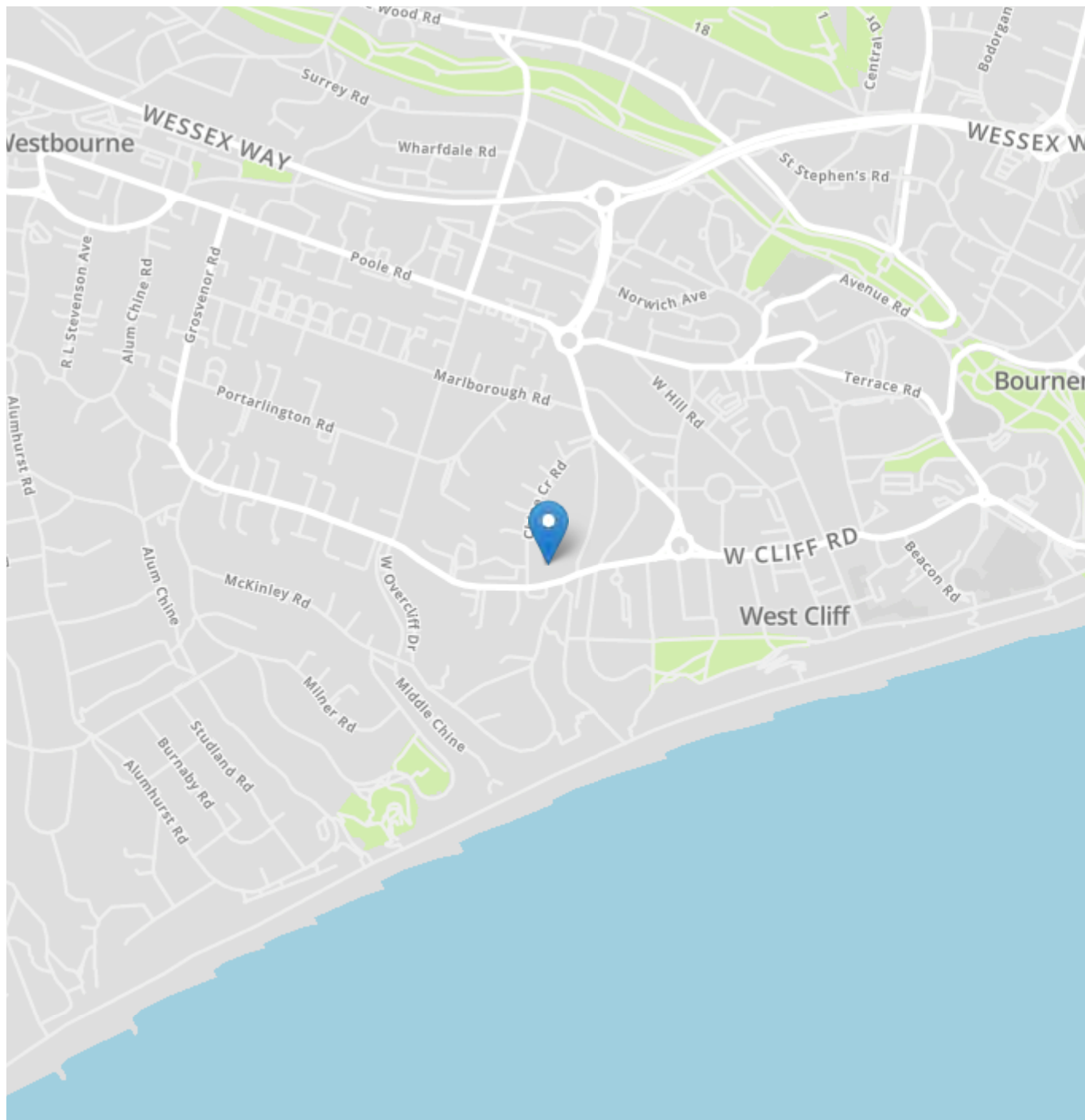


About Mays

We understand that property is a people business, and pride ourselves on having a diverse and multi-talented team of property professionals.

We have been successfully selling clients homes for more than 25 years, and our wealth of local knowledge combined with experience in both the London market and overseas property, means our team can handle anything that comes their way.

Our reputation is a result of the unsurpassed level of service we offer and importantly the results we achieve for our clients. Our ethos is to 'Bring People and Property Together', after all it's what we've been doing so well for nearly 30 years.



IMPORTANT NOTICE

Mays and their clients give notice that:

1. They have no authority to make or give any representations or warranties in relation to the property. These particulars do not form part of any offer or contract and must not be relied upon as statements or representations of fact.
2. Any areas, measurements or distances are approximate. The text, photographs and plans are for guidance only and are not necessarily comprehensive. It should not be assumed that the property has all necessary planning, building regulation or other consents and Mays have not tested any services, equipment or facilities. Purchasers must satisfy themselves by inspection or otherwise.

New Developments (where applicable)

Plans and specification are subject to change during the course of construction. All measurements are approximate. The developers reserve the right to alter and amend the information given in these particulars as necessary. Nothing contained herein shall be, or shall be deemed to be, part of any contract. The approximate dimensions quoted indicate the maximum room sizes and are scaled from plans before construction has commenced. They are not intended to be used for carpet sizes, appliance spaces or items of furniture.

Mays Estate Agents - Lilliput Sales and Head Office

290 Sandbanks Road, Poole, Dorset BH14 8HX

T: 01202 709888

E: poole@maysestateagents.com (sales)

E: lettings@maysestateagents.com (lettings)

www.maysestateagents.com

