


This three bedroom detached home is centrally located within a short walk of Datchet Green/Train Station (Waterloo Line) and is offered to the market as well presented. The 1930s property has an abundance of character features and there is potential to extended subject to planning permission. The ground floor features a 16ft bay fronted family room with fireplace, a modern fitted kitchen, and an 11ft dining room with patio door onto the garden. The first floor consists of a 13ft principle bedroom with bay window, a double bedroom with rear window overlooking the garden, and a large single bedroom with storage cupboard, along with a three piece family bathroom and separate W.C. Externally the rear garden is mainly laid to lawn with patio area whilst to the front there is a driveway with ample parking and a garage. This property comes onto the market in good order with the added benefit of no onward chain allowing the possibility of a quick sale and is conveniently positioned within walking distance of a range of schools, doctors surgery, library, historic pub and amenities making it an excellent purchase.

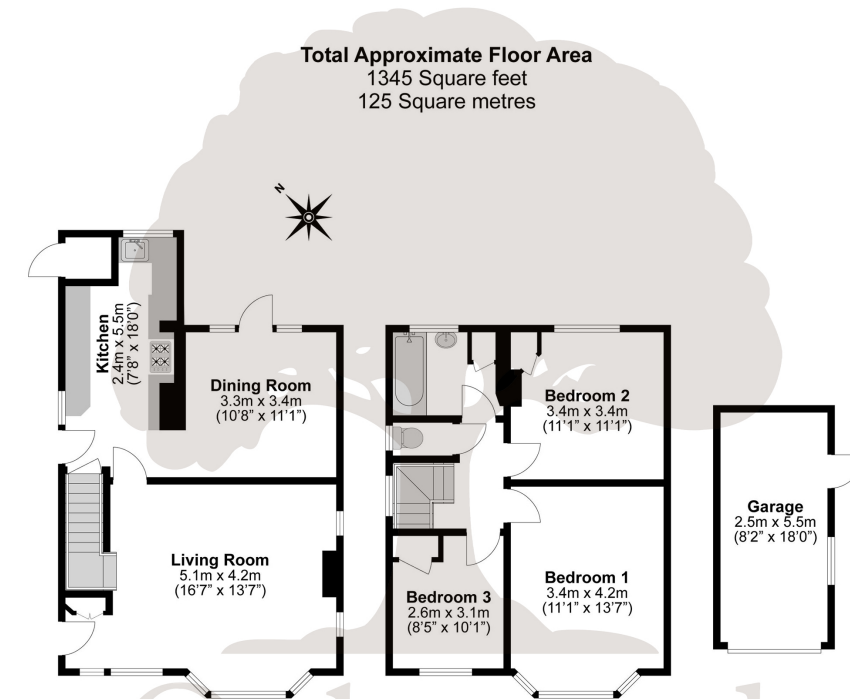


Property Information

-  THREE BEDROOMS
-  DRIVEWAY AND GARAGE
-  CENTRAL VILLAGE LOCATION
-  16FT LIVING ROOM
-  COUNCIL TAX E
-  DETACHED
-  POTENTIAL TO EXTEND (S.TRP)
-  WELL PRESENTED
-  EPC - D
-  NO CHAIN

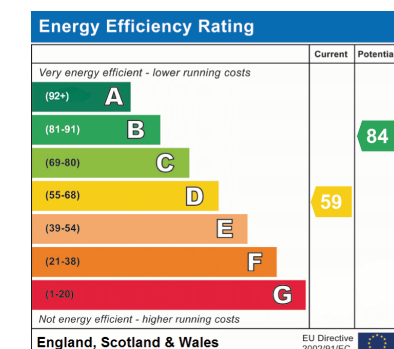
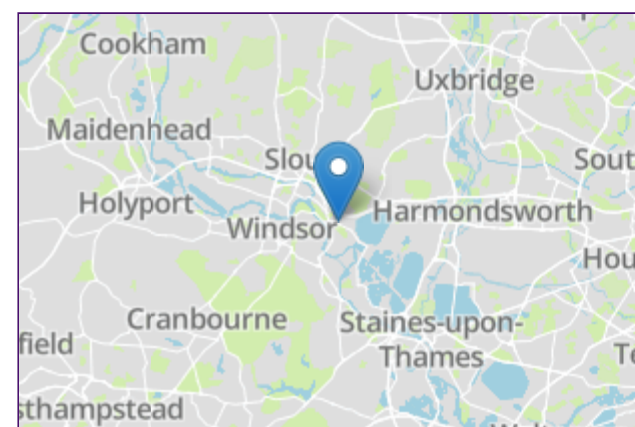
					
x3	x2	x1	x3	Y	Y
Bedrooms	Reception Rooms	Bathrooms	Parking Spaces	Garden	Garage

Floor Plan



Illustrations are for identification purposes only, measurements are approximate, not to scale.

Prospective purchasers should be aware that these sales particulars are intended as a general guide only and room sizes should not be relied upon for carpets or furnishing. We have not carried out any form of survey nor have we tested any appliance or services, mechanical or electrical. All maps are supplied by Goview.co.uk from Ordnance Survey mapping. Care has been taken in the preparation of these sales particulars, which are thought to be materially correct, although their accuracy is not guaranteed and they do not form part of any contract.



Location

This property is situated within the heart of the picturesque Thameside village of Datchet. A range of shopping facilities for day-to-day needs are available in Datchet, whilst further amenities may be found in Windsor and Slough. Educational facilities in the area both state and private are excellent. Sporting facilities in the area include golf at Datchet, The Royal Berkshire, horse riding in Windsor Great Park, horse racing at Windsor and Ascot, boating on some stretches of the River Thames.

Schools

PRIMARY SCHOOLS:

Datchet St Mary's CofE Primary School
0.1 miles away State school

Eton End School Trust (Datchet) Limited
0.5 miles away Independent school

St George's School
1.1 miles away Independent school

Castleview Primary School
1.1 miles away State school

Long Close School
1.2 miles away Grammar school

SECONDARY SCHOOLS:

Churchmead Church of England (VA) School
0.1 miles away State school

Ditton Park Academy
1 mile away State school

St George's School
1.1 miles away Independent school

Long Close School
1.2 miles away Grammar school

Upton Court Grammar School
1.4 miles away Grammar school

Transport Links

Nearest stations:

Datchet (0.1 miles)
Windsor & Eton Riverside (1.2 miles)
Windsor & Eton Central (1.3 miles)

Datchet train station is a 2 minute walk and provides 40 minute links to London Waterloo.

Council Tax

Band E