



A delightful no chain four bedroom detached property with both ground floor and first floor accommodation and located on a sought after country lane on the outskirts of Maidenhead close to the every popular Littlewick Green village. To the ground floor is a welcoming hallway leading to a stunning open plan kitchen/family space with utility room and ample dining and living space and french doors out on the garden. Moving to the front of the property is a study, two double bedrooms and a shower room. The first floor hosts the large principal bedroom with built in storage and far reaching views onto the fields beyond, there is a further double bedroom and a newly fitted family bathroom




Externally, there is plentiful on drive parking with side access to the patio and rear garden which is wonderfully private and secluded and backs onto vast greenbelt land. A number of excellent private and state schools including Newlands Girls School and Claires Court Junior School are located close by. This characterful property comes to the market in excellent condition having recently been redecorated, offers excellent potential to extend and develop STP and comes with no onward chain complications







Property Information


- 


FOUR BEDROOMS
- 

NEWLY REDECORATED
- 


DETACHED
- 

LARGE GARDEN
- 

COUNTRY LANE LOCATION
- 

NEW ELECTRIC HEATERS
- 

DOWNSTAIRS ACCOMMODATION




x4

Bedrooms



x2

Reception Rooms



x2

Bathrooms



x4

Parking Spaces



Y

Garden



N

Garage

External

Externally, there is plentiful on drive parking with side access to the patio and rear garden which is wonderfully private and secluded and backs onto vast greenbelt land. There is also a useful garden shed

Location

Ideally located on a country lane on the outskirts of Maidenhead and close to the attractive Littlewick Green area which enjoys a well regarded cricket club and popular public house. The property is well located for the commuter, being only 2 miles from Maidenhead Train Station which forms part of the Crossrail network and a short distance to the A404 providing access to the M4 and M40.

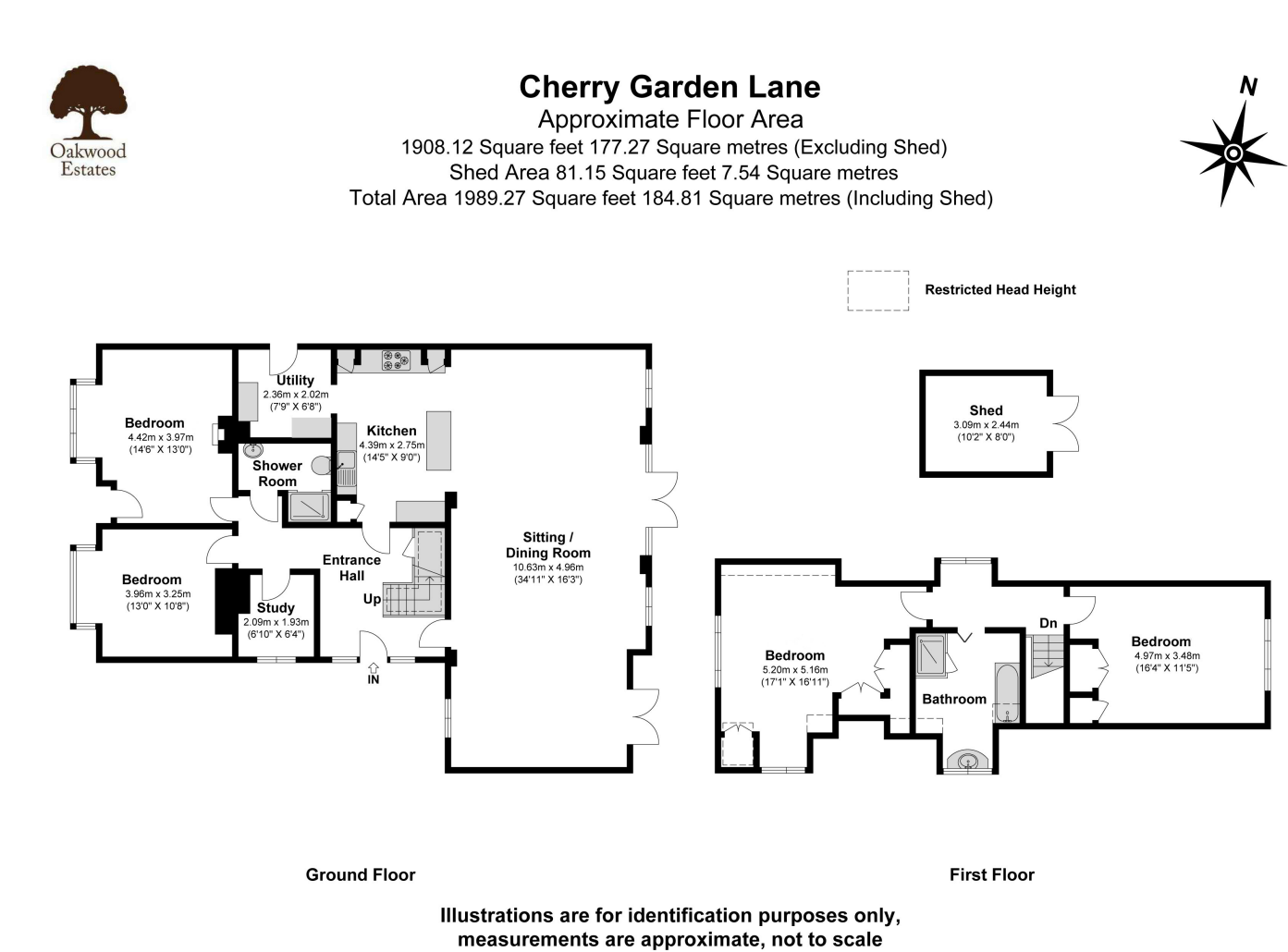
Schools And Leisure

There are numerous local sports clubs including tennis, rugby, rowing and football, various fitness centres and racing at Ascot and Windsor. The River Thames can also be accessed at Maidenhead with many walks to be enjoyed along the Thames Path. The local area has many walking trails, including the National Trust woodland at Maidenhead Thicket and Pinkneys Green. Nearby amenities include Castle Royle Championship Golf Course, Braywick Leisure centre, a multiplex cinema and a good variety of shops and restaurants.

Council Tax

Band E

Floor Plan



Prospective purchasers should be aware that these sales particulars are intended as a general guide only and room sizes should not be relied upon for carpets or furnishing. We have not carried out any form of survey nor have we tested any appliance or services, mechanical or electrical. All maps are supplied by Goview.co.uk from Ordnance Survey mapping. Care has been taken in the preparation of these sales particulars, which are thought to be materially correct, although their accuracy is not guaranteed and they do not form part of any contract.

