



10 Glen Beasdale Court, Dunfermline, Fife, KY11 8TJ

Beautifully Presented, Two-Bedroom, Mid-Terrace Home with Private Gardens

Up to date price and viewing info at mov8realestate.com/property

espc rightmove[®] Zoopla
find your happy

Property Description

Beautifully presented, two-bedroom, mid-terrace home, with private gardens and ample residential parking. Located in a popular and established residential area, southeast of Dunfermline Centre, Fife.

Comprises an entrance porch, living room, dining/kitchen, two double bedrooms, and a family bathroom.

Tastefully finished throughout, with a modern kitchen and bathroom suite, electric heating and double glazing. Furthermore, there are well-proportioned room sizes; and good storage provision, including bedroom wardrobes and a loft.

Externally, the property benefits from low-maintenance gardens with store sheds to both aspects, with the enclosed rear garden also including a synthetic turf lawn and a paved patio.

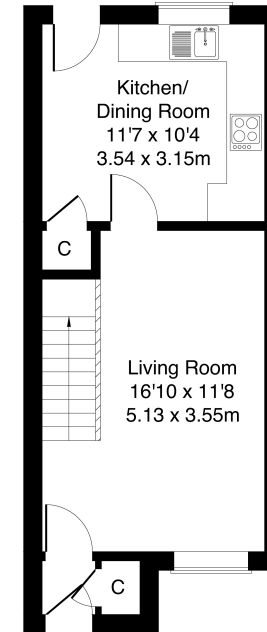
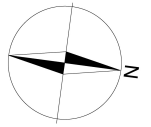
A welcoming entrance, with a convenient storage cupboard, leads into a spacious, front-facing living room, finished with light decor, carpeted flooring, and ample space for freestanding furnishing. Set to the rear, a good-sized kitchen features a built-in cupboard, space for dining, and access to the garden. Fitted units and worktops include a tiled surround and a sink with a drainer, with freestanding appliances available by separate negotiation.

On the upper floor, bedroom one is set to the rear, with carpeted flooring, a wall-mount TV point and a built-in wardrobe with mirror sliding doors. Set to the opposite aspect, bedroom two is similarly well-sized and finished, with a built-in wardrobe and carpeted flooring. Completing the accommodation, a stylish bathroom is fitted with a three-piece suite including a shower over the bath and tiled splash walls.

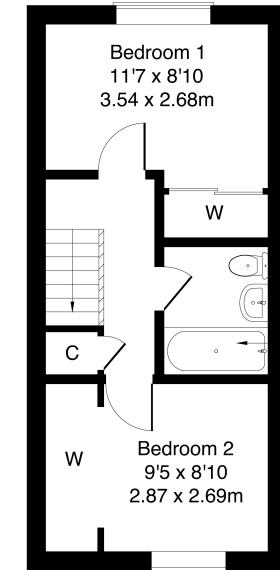


10 Glen Beasdale Court, Dunfermline KY11 8TJ

Approximate Gross Internal Area: (657 sq ft - 61 sq m.)



Ground Floor



First Floor

Legal Disclaimer : Floor-plan and measurements are for illustrative guidance only, and not intended to form part of any contract.

Area Description





Dunfermline is a historic town and is the largest in Fife, popular with commuters and within easy access to the M90 motorway with direct links to Edinburgh, Perth and Dundee. The town has a wide range of shops, including the covered Kingsgate Shopping Centre, Halbeath Retail Park, and a selection of supermarkets including an ASDA. The thriving community supports a

range of amenities and leisure facilities, including Fife Leisure Park, Fife College, and well-regarded schools. Outdoor spaces include Pittencreiff Park, Townhill Park and King George V Park. Dunfermline Railway Station provides regular commuting services to Edinburgh, and there is a frequent bus service, with a convenient Park and Ride at Halbeath.





Our Services

-  Free pre-sale property valuations
-  Great value fixed estate agency fees
-  Extensive buyer matching database
-  Purchase and sale conveyancing

Contact Us

0345 646 0208

sales@mov8realestate.com

www.mov8.com

Head Office

6 Redheughs Rigg, Edinburgh, EH12 9DQ

Glasgow Office

77 Renfrew Street, Glasgow, G2 3BZ



Estate Agents and Solicitors



These particulars do not form part of any contract and the statements or plans contained herein are not warranted nor are they to scale. All descriptions, dimensions, areas, reference to condition and necessary permissions for use and occupation and other details are given in good faith, and are believed to be correct, but any prospective purchaser should not rely on them as statements or representations of fact, and any prospective purchaser must satisfy themselves by inspection or otherwise as to the correctness of each of them. The Seller shall not be bound to accept the highest or any offer nor to accept a full offer of the Fixed Price where this is applicable. Approximate measurements have been taken by sonic device and measurements are most often taken to the widest point of any room or space. Services and appliances have not been tested for efficiency or safety and no warranty is given as to their compliance with any Regulations. Offers should be made using the Combined Standard Clauses.