


With NO ONWARD CHAIN, this beautifully presented three bedroom terraced home has been the subject of full refurbishment over recent months and now offers contemporary & versatile accommodation over three floors.

To the front of the property a shingled front garden gives access to the front door with courtesy porch. The Living Room has a feature bay window and en-suite shower room set up as Jack and Jill style providing a downstairs cloakroom to the living accommodation. Hallway leads to the bright and spacious fitted kitchen/dining room featuring a large central island, sky light and bifold doors leading to a large deck and the garden beyond. There is a useful Utility cupboard with space and plumbing for a washing machine and tumble dryer and plenty of space for a dining table and further seating. The kitchen is fitted with a range of floor and wall mounted units incorporating a sink unit, double oven, dishwasher and fridge/freezer.

On the first floor, there are two double Bedrooms served by a superbly fitted modern family bathroom with fully tiled walls, separate shower unit, heated towel rail, sink in vanity unit and w.c. On the second floor, is another double bedroom and shower room.

To the rear of the property, a large decking areas sweeps across the back of the property and leads down to level lawns with tall trees to the boundary offering privacy and seclusion.



Property Information

-  NO ONWARD CHAIN
-  RECENTLY REFURBISHED AND BEAUTIFULLY PRESENTED THROUGHOUT
-  LARGE GARDEN DECKING LEADING TO LEVEL LAWN
-  UTILITY CUPBOARD
-  THREE BATHROOMS
-  WALKING DISTANCE OF BOULTERS LOCK & MAIDENHEAD CROSSRAIL
-  KITCHEN/DINING ROOM WITH BIFOLD DOORS TO GARDEN
-  FRONT RECEPTION ROOM (BED 4)
-  THREE BEDROOMS

					
x3	x2	x3	0	Y	N
Bedrooms	Reception Rooms	Bathrooms	Parking Spaces	Garden	Garage

Location

This property is conveniently located within a short walk to the Town Centre. The Railway station is approximately 1.5 miles away - providing fast links into London Paddington (fast trains approx. 20 minutes). Maidenhead will also soon benefit from the Crossrail Development and redevelopment of the town centre. For the commuter by car, junction 8/9 of the M4 via the A404(M) or A308(M) are within easy reach - providing access to the M25, Heathrow Airport, London and the West Country.

Schools & Leisure

There are numerous local sports clubs including tennis, rugby, rowing and football, various fitness centres and racing at Ascot and Windsor. The River Thames can also be accessed at Maidenhead with many walks to be enjoyed along the Thames Path. The local area has many walking trails, including the National Trust woodland at Maidenhead Thicket and Pinkneys Green. Nearby amenities include numerous golf courses, Braywick Leisure centre, a multiplex cinema, shops and restaurants. There are also a number of good and outstanding schools close by.

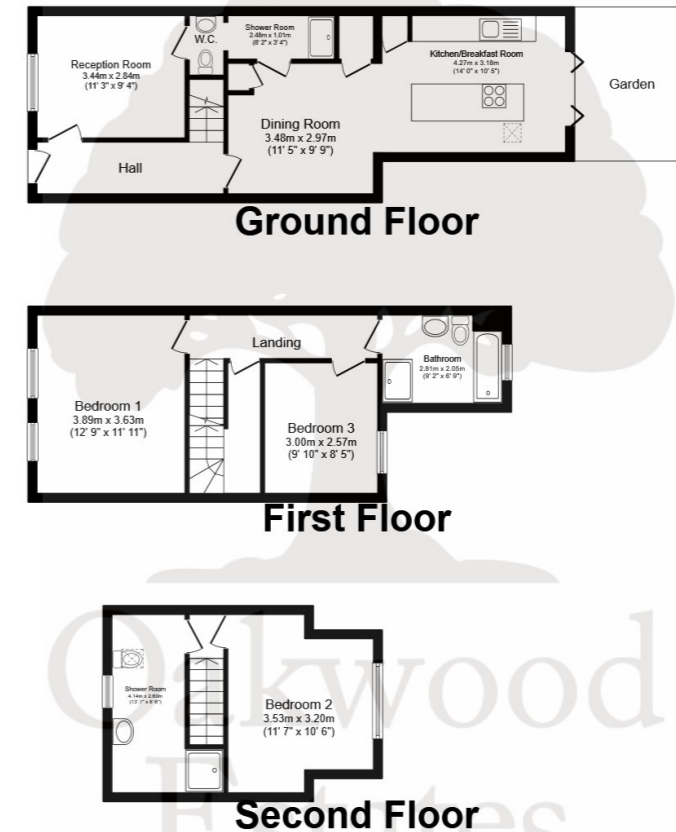
External

To the front of the property there is a shingled front garden, we have been advised by the current owner that they are currently in talks with the council to enable access to the driveway by car. There is ample street parking for residents and visitors. To the rear of the property, a large decking areas sweeps across the back of the property and leads down to level lawns with tall trees to the boundary offering privacy and seclusion.

Council Tax

Band D

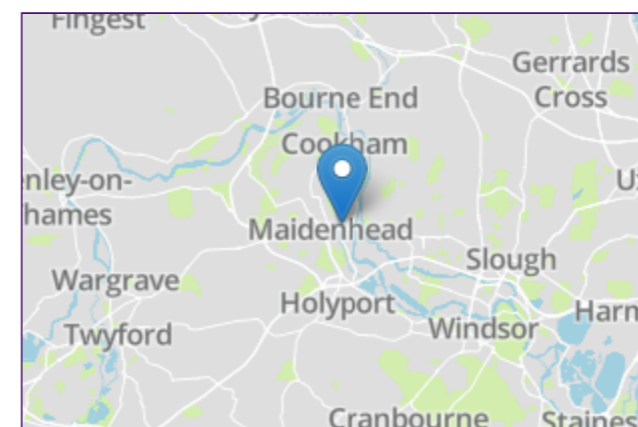
Floor Plan



Total floor area 108.7 sq.m. (1,170 sq.ft.) approx

This plan is for illustration purposes only and may not be representative of the property. Plan not to scale. Powered by PropertyBox

Prospective purchasers should be aware that these sales particulars are intended as a general guide only and room sizes should not be relied upon for carpets or furnishing. We have not carried out any form of survey nor have we tested any appliance or services, mechanical or electrical. All maps are supplied by Goview.co.uk from Ordnance Survey mapping. Care has been taken in the preparation of these sales particulars, which are thought to be materially correct, although their accuracy is not guaranteed and they do not form part of any contract.



Energy Efficiency Rating		Current	Potential
Very energy efficient - lower running costs			
(92-100)	A		
(81-91)	B		87
(69-80)	C		
(55-68)	D	57	
(39-54)	E		
(21-38)	F		
(1-20)	G		
Not energy efficient - higher running costs			
England, Scotland & Wales			
EU Directive 2002/91/EC			