

Located in the heart of Windsor, this well presented two-bedroom top floor apartment is part of the sought-after Castleview House, an exclusive development for the over 55s.

Positioned within a secure gated complex, the property offers peace of mind along with a strong sense of community. A rare find in central Windsor, the apartment comes with its own allocated parking space, set behind secure electric gates and lift access to all floors.

The accommodation comprises a spacious living room, a well-equipped kitchen, and a shower room, with plenty of natural light throughout. Residents benefit from access to two attractive communal terraces, perfect for relaxing and socialising — and from where you can catch charming glimpses of Windsor Castle.




Perfectly situated, Castleview House is just a short walk from Alexandra Gardens, the River Thames, and all the amenities, cafes, and shops of Windsor Town Centre.

This is a wonderful opportunity to enjoy comfortable, independent living in a prime location with secure surroundings and a vibrant community feel.



Property Information

-  TWO-BEDROOM TOP FLOOR APARTMENT
-  SECURE GATED DEVELOPMENT WITH ALLOCATED PARKING
-  ACCESS TO COMMUNAL TERRACES WITH CASTLE VIEWS
-  LIFT ACCESS TO ALL FLOORS
-  EXCLUSIVELY FOR THE OVER 55S
-  LIVING ROOM, KITCHEN, AND SHOWER ROOM
-  SHORT WALK TO WINDSOR TOWN CENTRE, ALEXANDRA GARDENS, AND THE RIVER

					
x2	x1	x1	x1	Y	N
Bedrooms	Reception Rooms	Bathrooms	Parking Spaces	Garden	Garage

Outside

Outside, the property benefits from communal charming courtyard terraces, providing a peaceful outdoor space to relax and socialise with other residents. Residents also enjoy the convenience of private parking for one car and adequate visitors parking, all set behind secure electric gates.

Location

Situated in the heart of Windsor, this lovely property offers easy access to an array of boutique shops, restaurants, railway stations and all that Windsor and Eton have to offer.

Sporting and leisure pursuits in the area are varied and include golf at Sunningdale and Wentworth, racing at Windsor and Ascot, walking and horse riding in Windsor Great Park, Polo on Smith's Lawn, and rowing and boating on the River Thames. which sits close to the beautiful Dorney Common. Road and rail communications are both excellent, with the M4 being accessible via Junctions 5 and 6. Windsor & Eton Riverside station provides services to London Waterloo,

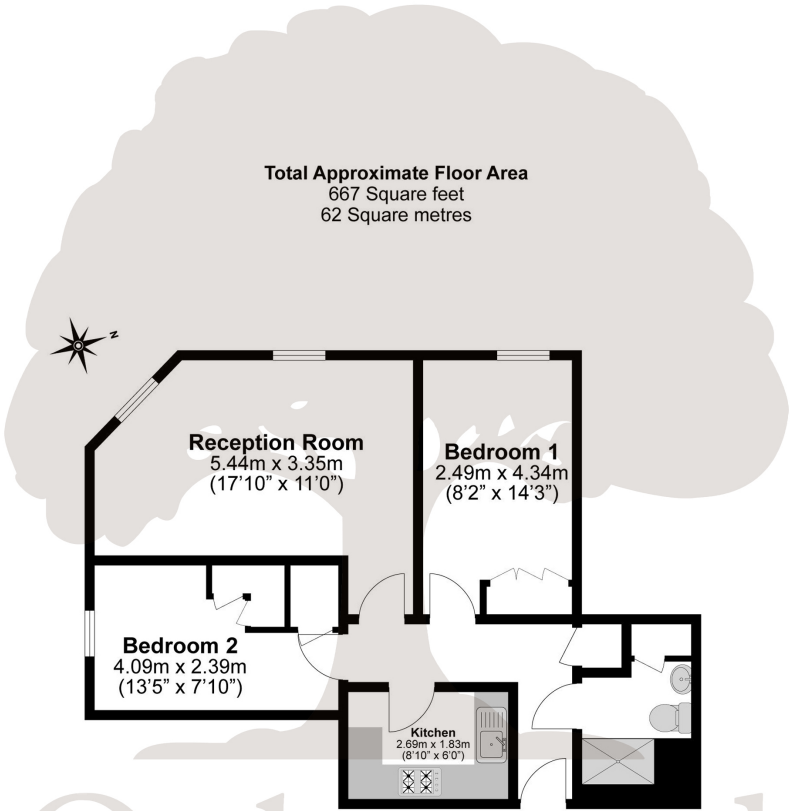
and London Paddington can be reached (via Slough) from Windsor Central station.

Lease: 61 years remaining.

Service charge: £2,800 per annum.

Council Tax
Band C

Floor Plan



Illustrations are for identification purposes only, measurements are approximate, not to scale.

Prospective purchasers should be aware that these sales particulars are intended as a general guide only and room sizes should not be relied upon for carpets or furnishing. We have not carried out any form of survey nor have we tested any appliance or services, mechanical or electrical. All maps are supplied by Goview.co.uk from Ordnance Survey mapping. Care has been taken in the preparation of these sales particulars, which are thought to be materially correct, although their accuracy is not guaranteed and they do not form part of any contract.

