



Flat 1, Goatman's Yard, High Street, Elham, Canterbury, Kent, CT4
6TD

EPC Rating = F

Guide Price £229,950



A superb opportunity to purchase a truly light and spacious two double bedroom first floor apartment in the heart of the picturesque and sought after village of Elham. The property enjoys wonderful views over the village and rolling countryside beyond. An internal viewing this exceptional home comes highly recommended to appreciate the charm and space on offer. On street parking. NO CHAIN. EPC Rating: F

Guide Price £229,950

Tenure Leasehold

Property Type Flat

Receptions 1

Bedrooms 2

Bathrooms 1

Parking On street parking

Heating Electric

EPC Rating F



Situation

This superb property is situated in the centre of the sought after and picturesque village of Elham. Being ideally located for amenities and having nearby access for superb country walks. Elham offers amenities including a highly regarded primary school, doctor's surgery, two churches, village hall, village store, public house with accommodation and the exciting prospect of the public house in the ancient square being refurbished and reopened to the public. In the nearby town of Folkestone there are mainline railway stations with high Speed service to London Stratford and St Pancras stations with an approx. journey time of 53 minutes. Close to the M20 and Channel Tunnel. Regular bus services to Canterbury and Folkestone via surrounding villages.

Ground floor entrance serving just one other apartment

Stairs to first floor

First floor

Communal landing

With entrance door to:

Entrance hall

Bedroom one

14' 4" x 11' 6" (4.37m x 3.51m)

Living/Dining room

20' 5" x 12' 0" (6.22m x 3.66m)

Inner hallway

Bedroom two

14' 4" x 11' 8" (4.37m x 3.56m)

Kitchen/breakfast room

13' 7" x 11' 2" (4.14m x 3.40m)

Modern bathroom/WC

Outside

Fenced area for bin storage etc.



Additional information

Lease - Approximately 106 years remaining

Service charge - £1889.00 per annum

Ground rent - £200.00 per annum



Approximate Gross Internal Area (Including Low Ceiling) = 85 sq m / 919 sq ft

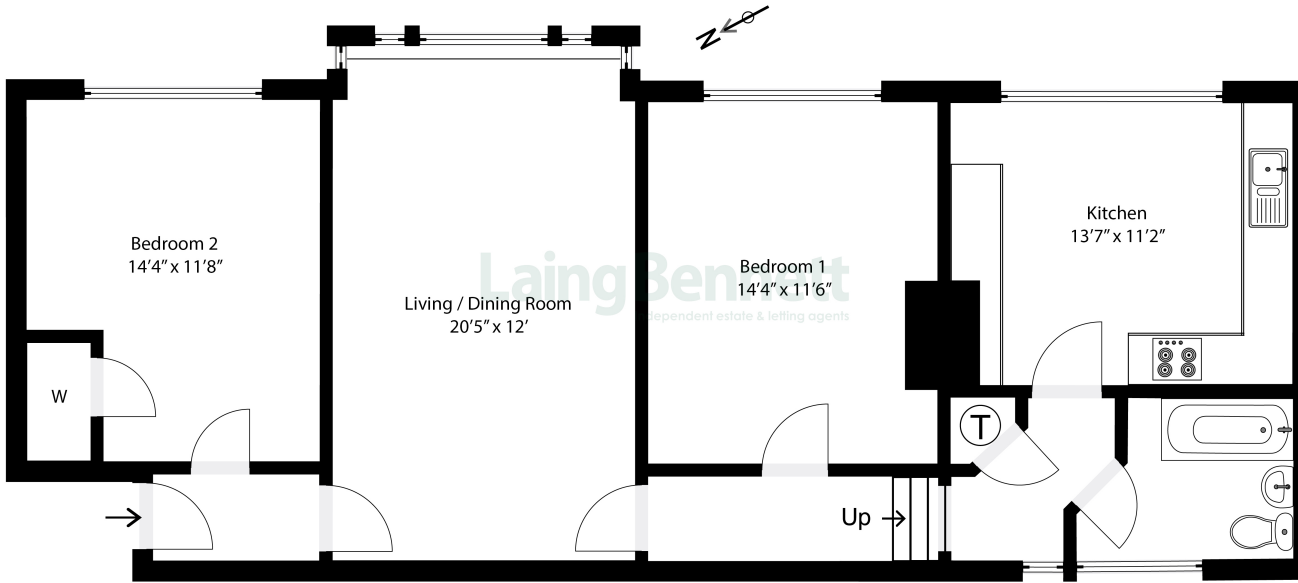



Illustration for identification purposes only. Measurements are approximate. Dimensions given are between the widest points. Not to scale. Outbuildings are not shown in actual location.



Need to book a viewing?

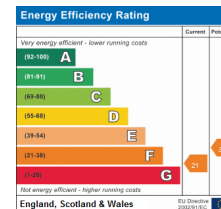
If you would like to book a viewing please contact our office on 01303 863393 or email sales@laingbennett.co.uk

See all our properties at



www.laingbennett.co.uk

The Estate Office
8 Station Road
Lyminge
Folkestone
Kent
CT18 8HP



These property details are intended to give a fair description and give guidance to prospective Purchaser/Tenant. They do not constitute an offer or contract of Sale/Tenancy and all measurements are approximate. While every care has been taken in the preparation of these details neither Laing Bennett Ltd nor the Vendor/ Landlord accept any liability for any statement contained herein. Laing Bennett Ltd has not tested any services, appliances, equipment or facilities, and nothing in these details should be deemed to be a statement that they are in good working order or that the property is in good structural condition or otherwise. We advise all applicants to commission the appropriate investigations before Exchange of Contracts/entering into a Tenancy Agreement. It should not be assumed that any contents/furnishing, furniture etc. photographed are included in the Sale/Tenancy, nor that the property remains as displayed in the photographs. No person in the employment of Laing Bennett Ltd has authority to make or give any representation or warranty whatever in relation to this property.