



Lansdowne Terrace



Lansdowne Terrace

Worcester

Offers in Region of £200,000

Located within walking distance of Worcester city centre is this period terraced home. The property comprises entrance porch, living room, kitchen/diner, bathroom and cellar. To the first floor are two double bedrooms. The property further benefits from a covered rear courtyard, canal walks on the doorstep and is offered for sale with no onward chain.

We've Noticed

- **Period Mid Terraced Property**
- **Two Double Bedrooms**
- **Sitting Room & Dining Kitchen**
- **Close To City Centre**
- **Rear Courtyard**
- **No onward chain**



Entrance Porch

Through front door into porch with further door into living room.

Living Room

With front aspect double glazed window, coal effect gas fire, radiator and door into kitchen/diner.

Inner Hall

With staircase leading through to first floor and opening through into dining room/kitchen.

Dining Room/Kitchen

With rear aspect double glazed window, kitchen comprising range of matching wall and base units, stainless steel sink with mixer tap over. Built-in electric oven and gas hob with cooker hood over, space and plumbing for washing machine and tumble dryer. Space for upright fridge freezer, radiator and door into bathroom as well as further door out to rear courtyard.

Bathroom

With side aspect opaque window, towel rail, wash hand basin, WC, bath with shower screen and shower over.

First Floor Landing

With doors opening to bedrooms 1 and 2

Bedroom 1

With front aspect double glazed window with views over playing fields, radiator and built-in storage

Bedroom 2

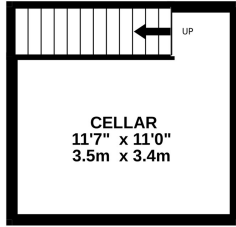
With two rear aspect double glazed windows airing cupboard and radiator

Garden

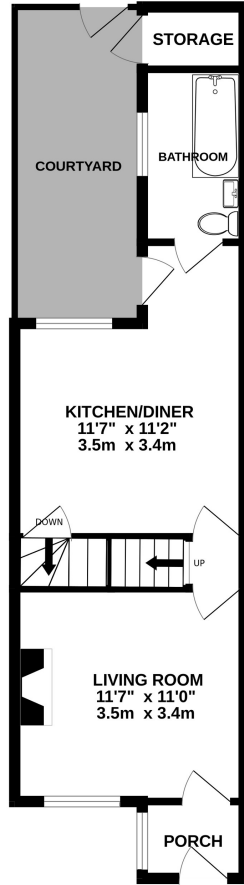
The front of the property is approached via pathway leading up to the front of the property through graveled foregarden with herbaceous borders and fenced boundaries. To the rear is a covered courtyard with access to storage cupboard.



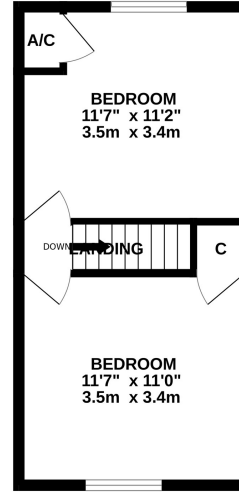
CELLAR
127 sq.ft. (11.8 sq.m.) approx.



GROUND FLOOR
332 sq.ft. (30.8 sq.m.) approx.



1ST FLOOR
287 sq.ft. (26.7 sq.m.) approx.



TOTAL FLOOR AREA: 746 sq.ft. (69.3 sq.m.) approx.

Whilst every attempt has been made to ensure the accuracy of the floorplan contained here, measurements of doors, windows, rooms and any other items are approximate and no responsibility is taken for any error, omission or mis-statement. This plan is for illustrative purposes only and should be used as such by any prospective purchaser. The services, systems and appliances shown have not been tested and no guarantee as to their operability or efficiency can be given.
Made with Metropix ©2024

46 Foregate Street, Worcester WR1 1EE

Tel: 01905 723545 info@hillsestateagents.co.uk

www.hillsestateagents.co.uk

These particulars, whilst believed to be accurate are set out as a general outline only for guidance and do not constitute any part of an offer or contract. Intending purchasers should not rely on them as statements or representation of fact, but must satisfy themselves by inspection or otherwise as to their accuracy. We have not carried out a detailed survey nor tested the services, appliances and specific fittings. Room sizes should not be relied upon for carpets and furnishings. The measurements given are approximate. No person in this firm's employment has the authority to make or give any representation or warranty in respect of the property.

